My family

منهاجي
متعة التعليم الهادف

A Listen, point and say these family words.

brother cousin grandfather grandmother sister uncle

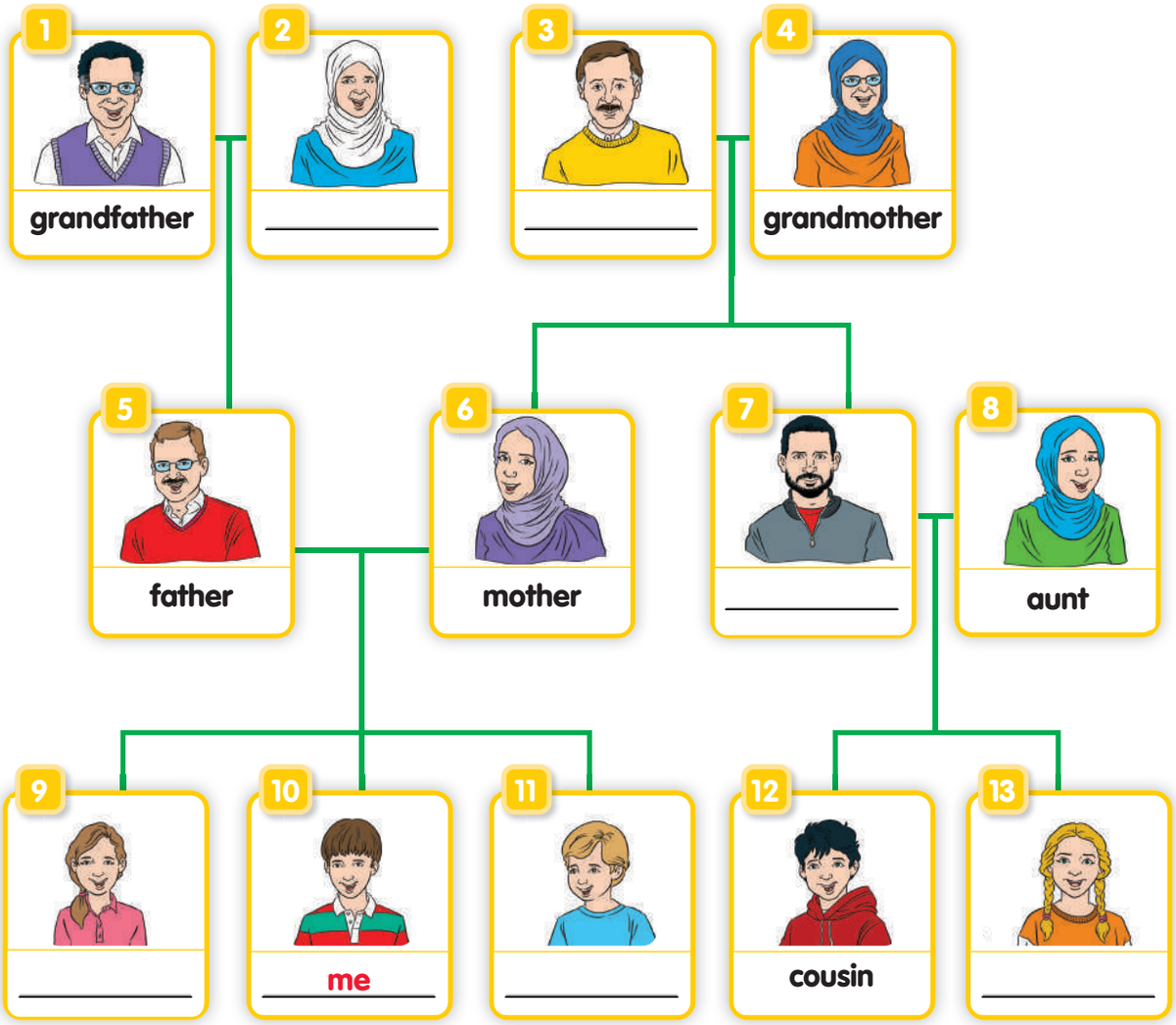

B Listen again and write the family words under the correct pictures.

IRAQ_G6_PB_2024.indb 6 06/08/2025 14:28

C Read about Wisam's family.

My name's Wisam. I am 12. I have a sister and a brother. My sister's name is Dania. She is older than me – she's 13. My brother's name is Ammar. He's younger than me – he's 6. He has just started school.

I have two cousins, Basim and Hiba. They are twins, and they are the same age as I am. We live near to them in Baghdad.

D Ask and answer. Use How old ...?/How many ...?

How old is Basim's sister?

He has ...

She's ...

How many cousins does Wisam have?

Let's check!

How old	is	Wisam? his sister? his brother? your brother?	He is ... She is ...	
How many	brothers sisters cousins	does	Wisam he she	have?
		do	you	have?

IRAQ_G6_PB_2024.indb 7 06/08/2025 14:28

Unit 1 Lesson 2

Jobs

A Look, listen and say.





B Write the jobs under the photos.

engineer | IT programmer | farmer | teacher | housewife

shop assistant | nurse | bus driver | waiter | doctor

IRAQ_G6_PB_2024.indb 8 06/08/2025 14:28

C 4 Listen and say the number of the pictures and the jobs.

shop assistant



teacher

farmer

housewife

doctor

waiter

nurse

bus driver

engineer

IT programmer

D 5 Listen and say.

What's your dad's job?

He's an engineer.

What's your mum's job?

She's a teacher.

IRAQ_G6_PB_2024.indb 9 06/08/2025 14:28

Where do they work?

A 6 Listen, say and match.

	Jobs	Places of work
1	waiter	office
2	IT programmer	building site
3	engineer	restaurant
4	housewife	roads
5	doctor/nurse	hospital
6	farmer	oil refinery
7	bus driver	home
8	builder	farm

IRAQ_G6_PB_2024.indb 10 06/08/2025 14:28

B Look, listen and say.

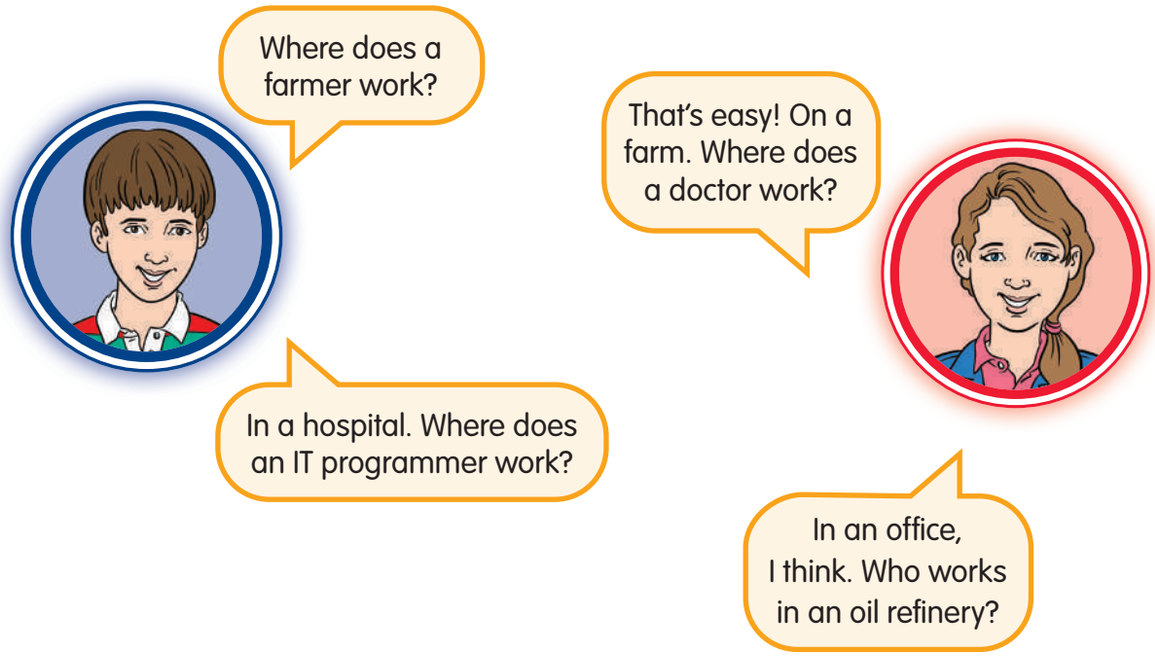

C Read the Let's check! box. Practise making sentences with a partner.

Let's check!

in	on	at
in → a hospital	on → the roads	at → home
in → an office	on → a building site	
in → a restaurant	on → a farm	
in → an oil refinery		

IRAQ_G6_PB_2024.indb 11 06/08/2025 14:28

Unit 1 Lesson 4

Our daily routine

A 10 Listen and read about Wisam's family routine.

My family routine

My mum is a nurse, and my dad works in an office. He's an IT programmer. He makes computer programs about buildings.



My sister, Dania, and I go to school by bus. We leave home at 7:30. My grandma and grandpa live very near to our house. So, my grandma takes our little brother to school.

IRAQ_G6_PB_2024.indb 12 06/08/2025 14:28

My dad drives to work, and he takes our mum to the hospital first. They leave home at 6:45 because it takes more than an hour to get to the hospital and then to the office.

My dad works five days a week, but my mum only works three days a week. When she is not working in the hospital, she is a housewife at home. She has two jobs.

By Wisam

B Work with a partner. Ask and answer the questions.

Where does Wisam's father work?

He works in …

IRAQ_G6_PB_2024.indb 13 06/08/2025 14:28

Unit 1 Lesson 5

My favourite job

A Read and match the sentences to the pictures.

1 … to use computers and make programs.

2 … to help people when they are ill.

3 … to work outside and grow things.

4 … to have a job where I meet lots of people.

5 … to work with children and help them learn things.

6 … to drive cars, buses or trucks.

7 … to build things.

IRAQ_G6_PB_2024.indb 14 06/08/2025 14:28

Think and discuss

B 11 Listen to what the children want to be when they grow up.

I want to be a/an _____ because …

I want to be a/an _____ because …

… I love using computers

… I want to build things

… I want to help young people learn.

… I want to help people when they are ill.

… I like working outside and growing vegetables.

… I like meeting lots of people every day.

… I love driving.

C What do you think? Discuss with a partner what you think the three best jobs are.

D Discuss with a partner. What do you want to be when you grow up?

I want to be an IT programmer because I love using computers.

I want to be an engineer because I want to build things.

IRAQ_G6_PB_2024.indb 15 06/08/2025 14:28

MY MAGAZINE
Two families

A Read about two families.

My name is Han, and I'm Chinese. I live with my mum and dad on our farm. Both of them are farmers, and my grandparents were farmers, too. I have an older cousin. He lives with us and works on the farm. He is very funny. We grow rice and lots of fruit and vegetables, like the cucumbers my cousin is holding in the photo. Rice grows in paddy fields. Can you see the buffalo in the field? Here, the farmer is getting the field ready to plant the rice.

IRAQ_G6_PB_2024.indb 16 06/08/2025 14:28

I'm Farah. I live with my family in Baghdad. My father is a pilot, and he flies planes for Iraqi Airways.
My mother is a housewife now, but she was a nurse.
This is my family having lunch. You can see my mum and dad, my big brother and my little sister and my grandfather. My grandfather is at the top of the table.
Here is a photo in the cockpit of my dad's plane. He and the co-pilot are getting ready to leave Dubai.
This photo is at the airport in London. You can see my grandmother, my mother and my aunt with their bags ready to check in.

B 12 Listen to the children talking about their families.

IRAQ_G6_PB_2024.indb 17 06/08/2025 14:29

Check my understanding

A Read 'Two families' again and tick (✔) **Yes** or **No**.

		Yes	No
1	Han is from China.	☐	☐
2	His family are farmers.	☐	☐
3	Farah is Han's cousin.	☐	☐
4	Farah's mother is a nurse.	☐	☐
5	Farah has a brother and sister.	☐	☐
6	Farah's father lives in Dubai.	☐	☐
7	A pilot sits in the cockpit of a plane.	☐	☐

B Use the pronouns in the box to complete the sentences.

Remember to use a capital letter after a full stop.

he (x2) it (x2) she they we

1 My father is an engineer. _____ works in an oil refinery.

2 I am good at Maths, and I want to be an engineer. _____ is a difficult job.

3 She has two younger brothers. _____ are twins.

4 I live in Basra. _____ is in the south of Iraq.

5 My mother is a housewife. _____ works at home.

6 My sister and I want to be doctors. _____ want to work in a hospital.

7 My brother wants to work in a restaurant. _____ likes cooking.

IRAQ_G6_PB_2024.indb 18 06/08/2025 14:29

C Point and say the correct job.

doctor
firefighter
waiter

truck driver
taxi driver
train driver

cleaner
baker
painter

butcher
farmer
nurse

housewife
shop assistant
teacher

pharmacist
engineer
builder

football player
police officer
pilot

banker
cook
zookeeper

manager
grocer
fisher

D Work with a partner. Ask and answer.

I think number 1 is a/an …

No, I think number 1 is a/an …

E 13 Listen and check your answers. How many did you get correct?

IRAQ_G6_PB_2024.indb 19 06/08/2025 14:29

Let's sing!

A 14 Listen and sing.

When I grow up

Some day, one day when I grow up,
I'll have a job to do.
I'll write a book, or be a cook
Or work in a zoo.

I think I could drive a bus
Or be a busy nurse.
I'll fly a plane, or drive a train
Or be a doctor and help people again.

I think I could be a teacher
And help children to read.
Or I could be a farmer
And grow some vegetable seeds.

There are so many jobs I could choose,
But I'm not sure what I'll be.
So, now I'll work and learn,
Until it's my turn
To find the best job for me!

IRAQ_G6_PB_2024.indb 20 06/08/2025 14:29

B Make a poster about a job!

We made a poster about an engineer's job. We did research about the job, wrote sentences and drew pictures.

My job

Equipment engineers use

Engineers use special equipment, but they also use things like laptops, tablets, radios and phones.

What engineers wear

Engineers sometimes need to wear special clothes, such as hard hats, overalls and gloves.

What engineers do

Engineers have a difficult job. They have to check equipment and make sure everything is safe and working properly. They also have to read and write a lot of important reports. Engineers also have to be good at working as part of a team.

Where engineers work

Engineers work in lots of different places all over the world. They can work in oil refineries, laboratories or chemical engineer plants.

IRAQ_G6_PB_2024.indb 21 06/08/2025 14:29

Unit 2 Lesson 1

It's made of ...

A 15 Listen, look and say.

B Match the photos and the phrases. Say the number.

- glass jug
- wooden spoon
- leather boots
- metal saucepan
- rubber rain boots
- woollen sweater
- cotton T-shirt
- denim jeans

Remember!

➡ Which nouns are singular (one thing)?

➡ Which nouns are plural (more than one thing)?

C Ask and answer.

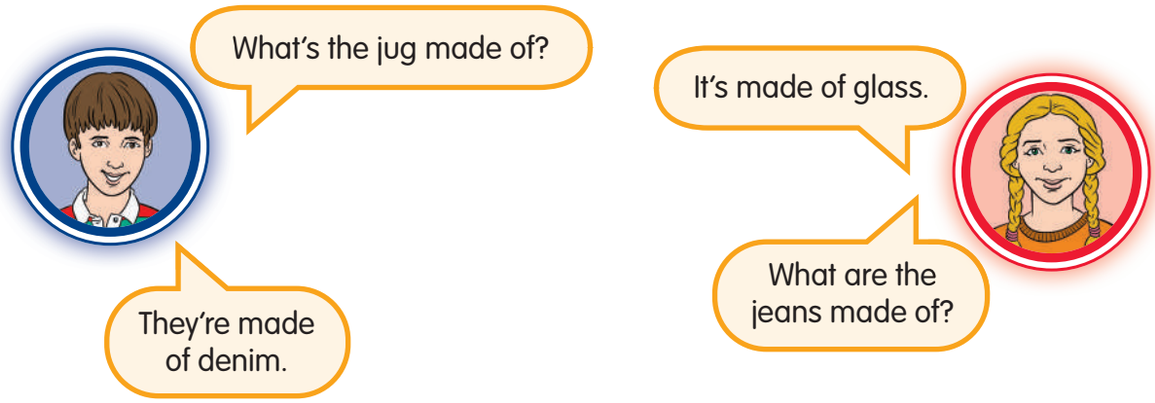

IRAQ_G6_PB_2024.indb 22 06/08/2025 14:29

D What is it/are they made of?

1 _____ knife, fork and spoon

2 _____ shoes

3 _____ gloves

4 _____ dress

5 _____ pencil case

6 _____ bands

7 _____ bottle

8 _____ jacket

E 16 Listen to Dania and Basim talking about what they are wearing. Label the pictures.



IRAQ_G6_PB_2024.indb 23 06/08/2025 14:29

Unit 2 Lesson 2

At the mall

A 18 Listen and read.

It's Saturday, and we are at the mall. I am with my mum and dad, my big sister, Dania, and my little brother, Ammar. There are lots of shops on different floors. We need to decide where to go. We are going to buy some clothes, and I hope we are going to the café for ice cream.

B Label the shops in the mall.

men's fashion | home cooking | café | supermarket | play area | IT & computing | women's fashion | children's fashion

C 19 Listen and check your answers.

IRAQ_G6_PB_2024.indb 24 06/08/2025 14:29

D Read. Who is speaking? Say the names: Mum, Dad, Wisam, Dania or Ammar.

1. I want to look at the saucepans? Where do I go?
2. I need a new dress and a coat for school. Where do I go?
3. I want to have an orange juice. Where do I go?
4. I want to find out how much a new smartphone costs. Where do I go?
5. I don't want to buy anything. I want to play. Where is the play area?

E Read the shop names. Where do they need to go? Say the numbers.

IRAQ_G6_PB_2024.indb 25 06/08/2025 14:29

Unit 2 Lesson 3

Can I help you?

A Read and complete the conversations.

Leather boots, please. | My school uniform is blue. | Medium.

I'd like a foldable phone. How much is this one? | It's too big.

A metal one with a glass lid. | It's too expensive. | Size 37.

1 Can I help you?
Yes, please. I'm looking for a saucepan.
What sort of saucepan would you like?

_____

How about this one?

_____

2 Can I help you?
Yes, please. I'm looking for a smartphone.
What phone would you like?

_____

About 900,000 IQD.

_____

3 Can I help you?
Yes, please. I'm looking for a school uniform.
Here are some uniforms. What colour do you want?

_____

Look at these. What size are you?

_____

4 Can I help you?
Yes, please. I'm looking for some boots.
Do you want rain boots or leather ones?

_____

Look at these. These are very good boots. What size are you?

_____

B 21 Listen and check your answers.

IRAQ_G6_PB_2024.indb 26 06/08/2025 14:30

C 22 Listen and say.

D Practise the conversations with a partner. Use these words.

1 coat jacket skirt sweater T-shirt

2 gloves jeans rain boots shoes

IRAQ_G6_PB_2024.indb 27 06/08/2025 14:30

Unit 2 Lesson 4

Opposites

A Which ones do you like? Point to one from each pair.



B These adjectives are opposites. Match them to the photos.

- **a** hard/soft
- **b** plain/colourful
- **c** cheap/expensive
- **d** thick/thin
- **e** light/thick
- **f** long/short

C 23 Listen and say.

IRAQ_G6_PB_2024.indb 28 06/08/2025 14:30

D Look at the four desks. Write four sentences.

I want to buy a desk for my bedroom. Can you help me?

This desk is plain	and it's very expensive.
This desk is colourful	and it has drawers.
This desk is too big	but it's just right for me.
This desk is metal	but it is too small for me.

1 This desk is _____.

2 _____

3 _____

4 _____

E Read your sentences to a partner.

Number 1: This desk is …

Yes, I agree. Number 2: This desk is …

IRAQ_G6_PB_2024.indb 29 06/08/2025 14:30

Unit 2 Lesson 5

Materials

A Look and think. What are these things or materials?

B Look and read.

A plant **comes from** a seed.

A pot **is made from** clay.

C Work with a partner. Read and say. Make sentences using the phrases.

Cotton comes from a plant.

I agree, cotton comes from a plant.

1 Cotton	comes from	wood.
2 Tyres	is made from	a plant.
3 Paper	are made from	cashmere goats.
4 Cups and plates		rubber.
5 Wool		clay.

IRAQ_G6_PB_2024.indb 30 06/08/2025 14:30

D 26 Listen and read. Can you guess if the sentences are true or false? Tick (✔) **True** or **False**.

		True	False
1	The word cotton comes from the Arabic word *kutun*.	☐	☐
2	Paper is usually made from metal.	☐	☐
3	All furniture is made of wood.	☐	☐
4	Wool comes from sheep, goats and even rabbits.	☐	☐
5	Rubber comes from a tree.	☐	☐
6	Most leather comes from cows.	☐	☐

E Read and check your answers.

www.veryinterestingfacts.world

FUN FACTS

Wood comes from trees. Some houses are made of wood and so is a lot of furniture. Paper is usually made from wood, too.

Rubber comes from a tree called the rubber tree. Car tyres are made from rubber. The rubber in your pencil case isn't made from rubber now, but from something man-made.

Cotton comes from a plant. The English word 'cotton' comes from Arabic. Some money is made from cotton mixed with other materials.

Leather is used for many things, such as shoes, boots, jackets and bags. In the past, people used leather for cups, tents, bottles and many other things. Today, most leather comes from cows, but it can come from crocodiles, snakes and other animals.

Wool is a very warm and cool material, too. Wool keeps its shape and is great for making trousers, sweaters and jackets. Cashmere is a very soft and expensive wool and comes from cashmere goats. Wool comes from sheep, goats and rabbits.

IRAQ_G6_PB_2024.indb 31 06/08/2025 14:30

MY MAGAZINE

A doctor's blog

A 28 Listen and read.

www.adoctorsblog.world

Working in a busy hospital

Many people we know have been to a hospital or to see a doctor. But do you sometimes think about what it is like to work in a hospital? This is a doctor's story.

Tell us about what you do every day.

I'm a doctor. I am a heart doctor (or surgeon). From Sunday to Thursday, I work in a hospital. I wear a uniform – it is a white cotton coat and a thin white or blue headscarf. I look after my patients, and I try to make them better. I get up very early because I usually do operations in the mornings. In the afternoons, I visit the wards and check on my patients.



Is your job difficult?

I work with a small team of other doctors and nurses. We are usually very busy. I often work for many hours. Some operations take a long time, perhaps five or six hours. It is a difficult job, but I love it.

IRAQ_G6_PB_2024.indb 32 06/08/2025 14:30

What are you doing now?

Today is Saturday, and it's my weekend. I'm not working in the hospital. I'm spending time with my family. We are shopping in the mall. Today, we are looking for winter clothes. My son is buying a warm denim jacket. My daughter is buying a thick sweater. I'm buying comfortable shoes for work. But we're not shopping now. What are we doing?

What do you do at the weekends?

I spend time at home. I do washing and cleaning. I play with my children, and I see my friends. I cook, and I clean the house. Sometimes, I play tennis. When I feel tired, I read or watch TV.

B Read the doctor's story again. Write sentences.

What does she do most days?

She works in the hospital five days a week.

What is she doing now?

She is spending time with her family.

IRAQ_G6_PB_2024.indb 33 06/08/2025 14:30

Check my understanding

A Read 'Working in a busy hospital' again and tick (✔) **Yes** or **No**.

		Yes	No
1	A surgeon is a doctor who does operations.	☐	☐
2	She usually does operations in the morning.	☐	☐
3	She wears a uniform at work.	☐	☐
4	Today, she is shopping with friends.	☐	☐
5	She is shopping for a white coat for work.	☐	☐
6	Her daughter is buying a thick sweater.	☐	☐
7	They go to the shopping mall every day.	☐	☐
8	She sometimes plays tennis at the weekends.	☐	☐

B Choose the correct tense of the verb.

1. I work / am working with a small team of other doctors and nurses.
2. I am getting up / get up very early because I usually do operations in the mornings.
3. I shop / am shopping for some comfortable shoes for work.
4. I often work / am working for many hours.
5. My daughter buys / is buying a thick sweater.
6. I am cooking / cook and am cleaning / clean the house.
7. What do we do / are we doing now?
8. When I feel tired, I read / am reading or watch / am watching TV.

IRAQ_G6_PB_2024.indb 34 06/08/2025 14:30

C Look and find. Which material is NOT in the wordsearch?

clay leather metal paper plastic rubber wood wool

p	l	a	s	t	i	c
m	e	t	a	l	w	d
e	a	t	e	m	o	c
l	t	a	w	o	o	l
s	h	i	c	e	w	a
t	e	l	a	p	d	y
i	r	u	b	b	e	r
c	w	p	a	p	e	r

D Say sentences with your partner.

Number 8.

A tyre is made from rubber.

1

2

3

4

5

6

7

8

9

10

11

12

IRAQ_G6_PB_2024.indb 35 06/08/2025 14:30

Let's read!

A 30 Listen, look and read.

A toy for Ammar

IRAQ_G6_PB_2024.indb 36 06/08/2025 14:30

IRAQ_G6_PB_2024.indb 37 06/08/2025 14:30

Unit 3 Lesson 1

How are you today?

A 31 Listen, look and say.

B 31 Listen again and practise.

IRAQ_G6_PB_2024.indb 38 06/08/2025 14:30

C 32 Look, listen and say.

a broken arm

a cough

a headache

a temperature

a toothache

a stomach ache



a sore throat



feel sick

a cold



a rash

IRAQ_G6_PB_2024.indb 39 06/08/2025 14:30

You should ...

A 36 Listen and read.



B Look at the pictures and match them to the phrases. Say the numbers.



go to bed
take some medicine
wear warm clothes
drink something hot
eat lots of fruit
take a tablet
go to a doctor

C What do you think Basim should do? Write your ideas.

He should _____.

IRAQ_G6_PB_2024.indb 40 06/08/2025 14:30

D 37 Listen to what Basim's mum says. Say the numbers of the correct photos.



E Read the conversation. Practise it with a partner.

Mum: What's the matter, Basim? You don't look well.	**Basim:** Mum, I feel hot, and I have a headache.
Mum: I think you have a cold and a temperature.	**Basim:** What's a temperature?
Mum: It's when your body is too hot.	**Basim:** Yes, my body is hot. Can I go to bed?
Mum: Yes, you should go to bed, and you should take a tablet.	**Basim:** What's the tablet for?
Mum: It's a tablet for your headache, and I'll bring you some water.	**Basim:** Will I feel better soon?
Mum: Yes, I'm sure you'll feel better in the morning.	**Basim:** OK. Thanks, Mum. I hope so!

IRAQ_G6_PB_2024.indb 41 06/08/2025 14:31

Unit 3 Lesson 3

Helping friends

A Read and help these children. Complete the sentences with **should** or **shouldn't** and the correct verb.

1 I have a stomach ache.

You _____ _____ so much cake.

eat/drink

2 She cut her finger.

She _____ _____ a plaster or a bandage on it.

put/wear

3 I have a toothache.

You _____ _____ to a dentist.

look/go

4 I think my leg is broken.

You _____ _____ on it.

stand/go

5 He doesn't feel well. He has a cough, a cold and his throat is sore.

He _____ _____ at school.

work/be

6 My feet are hurting.

Your shoes are too small. You _____ _____ some bigger ones.

take/buy

7 They are always tired at school.

They _____ _____ more sleep.

get/do

8 It is so hot, and he feels sick.

He _____ _____ more water.

drink/like

9 My little brother burnt himself.

He _____ _____ hot saucepans.

have/touch

B 38 Listen and check your answers.

IRAQ_G6_PB_2024.indb 42 06/08/2025 14:31

C Read the email from a friend.

To: Khalid
Subject: A bad day

Hi. I had a bad day yesterday. I went to the park with my team to practise playing volleyball. It was a hot day, and we played for five hours. I only had a cup of tea for breakfast. In my backpack, I had a big bag of sweets and a small tin of cola. I was wearing my younger brother's trainers because mine were at school. I was also wearing my new woollen sweater because I like it so much.

At first, I had a headache, but I didn't stop playing. Then I got very hot, but I didn't stop. Then my feet started to hurt. Then I felt very bad, and I felt dizzy. This is a picture of how I felt!

My friends carried me home. My mum and dad gave me water to drink and put me to bed with a cold towel on my head. My mum made me some soup. I feel better now, but yesterday was a bad day.

Ahmed

D Help your friend. Match the phrases to make complete sentences. Look carefully at the words in colour.

1	You should eat	you should lie down.	a
2	You shouldn't play	sweets, you should eat fruit, too.	b
3	You should drink	enough breakfast.	c
4	You shouldn't only eat	enough water.	d
5	If you feel hot,	for too many hours.	e
6	If you feel dizzy,	you should sit under a tree.	f

IRAQ_G6_PB_2024.indb 43 06/08/2025 14:31

Unit 3 Lesson 4

Using the internet

A 41 Listen and point to the pictures.

Let's get started!

You can access the internet using:

✔ a computer
✔ a smartphone
✔ a tablet

Now let's learn some internet words!

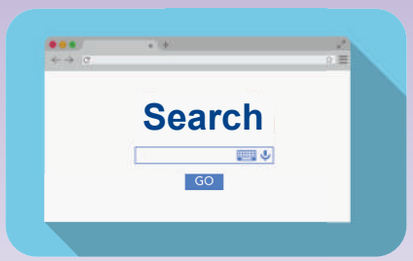

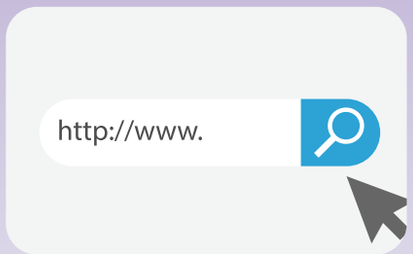

- First, you need to go online to find the website you want. So, search on the web (www).

- You will see http:// or https:// (https:// is better!). Key in the address you want.

- Then press login, or press enter on your keyboard.

IRAQ_G6_PB_2024.indb 44 06/08/2025 14:31



- Now the webpage will come up on your screen.

- You can navigate. It's easy, just scroll up or scroll down.

- When you find what you want to read or see, click on it using the mouse or the touchscreen.

B 41 Listen, read and say.

Verbs

access	come up
go online	navigate
search	scroll up
key in	scroll down
press	click on

Nouns

the internet	login
computer	enter
smartphone	keyboard
tablet	webpage
website	screen
the web (www)	mouse
address	touchscreen

IRAQ_G6_PB_2024.indb 45 06/08/2025 14:31

Unit 3 Lesson 5

Going online

A 42 Listen and read.

Helping my grandparents

My grandparents are old now. They both wear glasses and can't see small writing very well. I am going to help them to use a computer.

On the internet, my grandpa can find ideas to help with coughs and colds, and my grandma can find lots of new recipes for cakes and biscuits.

B Read and complete the conversations.

a website	an address	click on	key in
online	scroll	search	the mouse

Conversation 1

First, you need to go online to find a website you want.

OK. How do I do that?

So Grandpa, let's search for _____[1] about coughs and colds.

OK. What do I write?

We can _____[2] an address, for example, www.coughsandcolds.com, or we can just key in 'coughs and colds' and scroll down the results.

OK. I'm keying in 'coughs and colds'.

Look. Now we can see lots of websites about this.

That's fantastic! Let's _____[3] this one.

IRAQ_G6_PB_2024.indb 46 06/08/2025 14:31

That's right, Grandpa. Click on the title with _____[4].

This looks interesting.

Conversation 2

First, let's go _____[5] to find the website you want.

OK. How do I do that?

So Grandma, let's _____[6] for a website about making cakes.

OK. What do I write?

We can key in _____[7], for example, https://www.homecakes, or we can just key in 'home cakes' and click on search.

OK. I'm keying in 'home cakes'.

Look. Now we can see lots of websites.

_____[8] up or down to find a website that you like.

That's great! Let's click on this one.

That's right, Grandma. Click on the title with the mouse.

This looks like what I need.

C 43 Listen and check your answers.

D Practise the conversations.

Can I be Grandpa?

OK. I'll start.

OK, I'll be Hiba. Then I'll be Grandma.

IRAQ_G6_PB_2024.indb 47 06/08/2025 14:31

MY MAGAZINE
STAY SAFE ONLINE

A 45 Listen and read.

Six ways to stay safe online

1 Be nice to people online.



2 Be careful about what you share (pictures, thoughts).

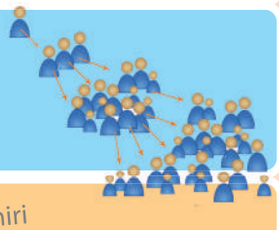

3 Keep your personal information safe.

Wisam al- Amiri
78092 86082
Al-Mansour, Street 11, Building 36,
wisam14@online.com

4 Keep your passwords safe. You should use letters, capital letters, numbers and symbols.

Username: Wisam al-Amiri
Password: ●●●●●●●

5 Never meet a person that you only know online.

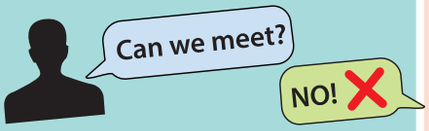

6 If you find something you don't like online, tell your parents or your teacher.



IRAQ_G6_PB_2024.indb 48 06/08/2025 14:31

B Read and say the number of the correct picture.

Have fun online and learn more English.

There are 'wordsearch games'.
For example, find the animal names.

There are 'memory games' where you match pictures or pictures and words.

There are word games about different topics you are interested in: fruit, animals, clothes, ways of travelling and places around the world. There are lots more, too.

There are stories to listen to. This is a good way to learn new words.

There are songs and rhymes to listen to and to sing.

There are lots more fun games online, but always remember the six ways to stay safe.

IRAQ_G6_PB_2024.indb 49 06/08/2025 14:32

Check my understanding

A Read 'Six ways to stay safe online' again and tick (✔) Yes or No.

		Yes	No
1	You shouldn't share your thoughts with friends.	☐	☐
2	This is a good password '**Password123**'.	☐	☐
3	If you don't like something online, tell an adult.	☐	☐
4	You must never meet people that you only know online.	☐	☐
5	You should never keep your personal information safe.	☐	☐
6	It's a bad idea to put your phone number online.	☐	☐

B Choose the correct word.

1 I have a headache. I should / shouldn't lie down and rest.

2 You must / mustn't have a secret password for your email.

3 When the weather is hot, you should / shouldn't drink enough water.

4 My mum said I should / shouldn't wear my new shoes in the rain.

5 You must / mustn't meet a person that you only know online.

6 He has a broken arm. He must / mustn't go to the hospital.

7 You have a cold and a cough. You should / shouldn't go to school.

8 She cut her finger with a knife. She should / shouldn't put a plaster on it.

IRAQ_G6_PB_2024.indb 50 06/08/2025 14:32

C 46 Listen and read. Then read 'Coughs and colds' again and write the missing words.

bed	headache	hot	nose	throat	water

Coughs and colds can make you feel very unwell.

When you have a cold or a cough, you can feel _____[1] or cold. Your temperature can be high. You can have a _____[2] and have a sore _____[3]. Sometimes, you feel tired and do not feel like eating. You will probably have a runny _____[4], too.

Colds are not made better by medicine. Your body will stop the cold and the cough by itself. The best thing to do is rest or go to _____[5]. Remember to drink lots of _____[6] or hot drinks, like tea with honey and lemon. You should sneeze into a tissue to stop other people getting your cold.

D 47 Listen and say the rhyme.

Sneezing rhyme

Are you sneezing?
Are you coughing?
Cover your mouth,
Get a tissue,
Blow your nose,
Throw the tissue away.
Don't forget to wash your hands.
Yes, wash your hands!

IRAQ_G6_PB_2024.indb 51 06/08/2025 14:32

Let's sing!

A 49 Listen and sing.

An email to friends

Write an email to your friends,
Click and send it.
Search online, scroll up and down.
If it's bad, tell someone,
Find an adult.
Use the touchscreen, tap and go,
Open websites,
Scroll, scroll, scroll!

B Match the words that go together.

down	in (x2)	on	safe	up (x2)

1 scroll _____/_____

2 turn _____

3 log _____

4 keep _____

5 charge _____

6 type _____

IRAQ_G6_PB_2024.indb 52 06/08/2025 14:32

P for Project

C Make a poster about healthy habits!

Healthy habits for healthy children

Keep yourself clean.

Wash your hands.

Brush your teeth.

Wash your hair and body.

Get about eight hours of sleep each night.

Stay safe at home, at school and online.



IRAQ_G6_PB_2024.indb 53 06/08/2025 14:32

A Work in small groups. Your teacher will give your group a job and a place of work. Don't tell the other groups. Ask and answer questions.

Can I learn things here?

You're a teacher. You work in a school.

No …

Yes!

Yes! OK, my turn … Do you build houses?

Do you fly planes?

You're a pilot!

Yes!

That's right! Can I order a sandwich and coffee here?

Hmm … Can I come here if I have a headache?

You're a doctor in a hospital!

No …

Yes!

IRAQ_G6_PB_2024.indb 54 06/08/2025 14:32

A Look at the pictures. Say if it comes from 1, 2 or 3.



sheep



tree

cotton plant

denim jacket



paper

woollen gloves

denim jeans



ruler

woollen hat

paper cup

B Work with a partner. Plan a day at the shopping mall. Decide shopping lists. Tell your partner what you will buy and why.

I need a new saucepan because I want to make curry. Where should we go?

Hmm, we can go to home cooking. I need a new smartphone because mine is broken. Where should we go?

We can go to IT & computing.

Do you want to go to the café for pizza after shopping?

IRAQ_G6_PB_2024.indb 55 06/08/2025 14:32

A Read a boy's story.

I went to ~~mall~~ yesterday, but I didn't feel well. I had a headache and a sore ear. I felt hot. My teacher said that I had a broken arm. She said that I should go shopping. She called my mum on her smartphone. My mum came to school, and we drove home in the car. When we got home, my mum said that I should go to work. She made me a hot pizza with lemon, honey and ginger root. She gave me a carrot for my headache and a box of tissues because I was sneezing. I feel much ~~bigger~~ today.

B Write the wrong words and put the correct words next to them.

	wrong word	correct word
1	mall	school
2		
3		
4		
5		
6		
7		
8	bigger	better

C 50 Listen and check your answers.

IRAQ_G6_PB_2024.indb 56 06/08/2025 14:32

A Play the *Questions* game.

Game rules

- You need to use the game circle your teacher will give you.
- You need a counter. Play in groups of 2–4.
- Close your eyes and point to a number. Move the same number of squares.
- The winner is the person who gets to FINISH first.

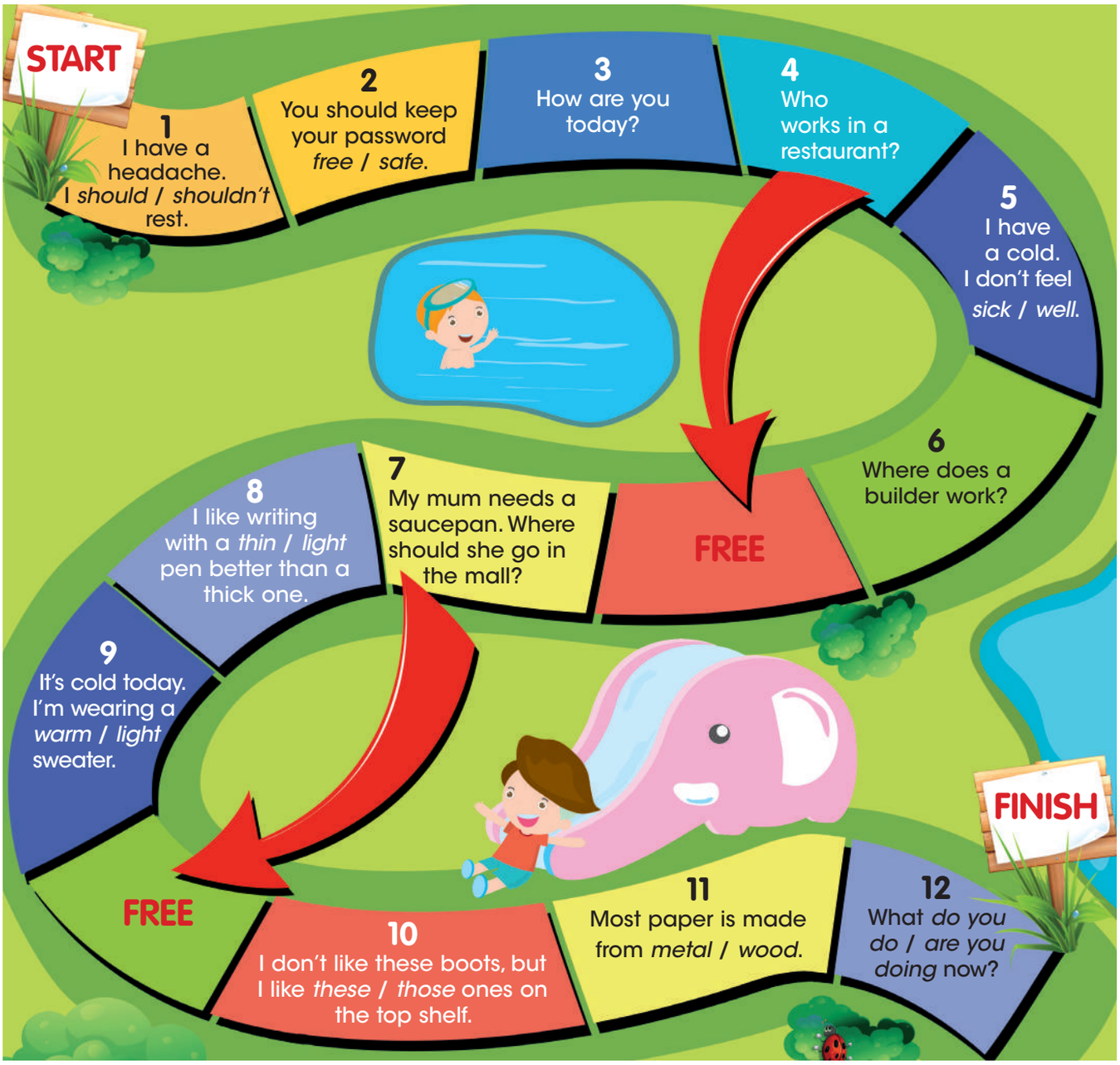

IRAQ_G6_PB_2024.indb 57 06/08/2025 14:32

Unit 5 Lesson 1

Past, present and future

A 51 Listen, look and say.

When I was younger, ...

my dad dressed me.

I liked playing with toys.

my parents fed me.

Now, ...

I dress myself. Here, I am putting on my shirt.

I like playing computer games. Here, I am playing a new game. My little brother is watching me.

I can feed myself. Here, I am eating spaghetti.

In the future, ...

I will buy my own clothes.

I will be an IT programmer.

I will cook my own food.

IRAQ_G6_PB_2024.indb 58 06/08/2025 14:33

B 52 Listen to what Hiba says. Tick (✔) the words you hear.

an engineer	☐	a nurse	☐
drawing pictures	☐	playing with toys	☐
my face	☐	my hair	☐
6:30	☐	seven o'clock	☐
designing things	☐	going online	☐
myself	☐	my own clothes	☐
late	☐	when I want	☐
cook for my family	☐	travel to other countries	☐
9:30	☐	eleven o'clock	☐

C Read and complete the sentences about yourself.

When I was younger,	I liked playing with my toys. I _____.
Now,	I like playing computer games. I _____.
In the future, I think	I will be an IT programmer. I _____.

IRAQ_G6_PB_2024.indb 59 06/08/2025 14:33

The past

A 53 Listen and read.

Telephone

Many people helped to make this invention possible. In 1876, it was Mr Bell who made the first useful **telephone**. The telephone is a means of communication over distance.

Make your own telephone.

An old telephone

Cars

People disagree about who invented the **car** (or **automobile**), but we can probably say that the key inventor was Mr Benz. He made the first true automobile in 1885–1886.

Here is the first car. Do you think it looks like a bicycle?

The first automobile

Computers

There have been inventions to help **calculation** (+, –, x, ÷) for thousands of years. In the 11th century, Al-Biruni, a famous mathematician, made many important calculations.

Many others followed him, but it is Mr Babbage, an engineer, who today we call the 'father of the computer'. However, it was Mrs Lovelace, another mathematician, who saw that computers could do more than just calculate.

This computer was made in about 1985.

IRAQ_G6_PB_2024.indb 60 06/08/2025 14:33

B Read about the inventions on page 60 and tick (✔) Yes or No.

		Yes	No
1	The invention of the first useful telephone came in 1867.	☐	☐
2	The word automobile is another word for car.	☐	☐
3	The car was invented more than 150 years ago.	☐	☐
4	The car was invented before the telephone.	☐	☐
5	**5 + 8 – 3 = 10** is a calculation.	☐	☐

C Complete the sentences using the words in the boxes.

1 Many people helped to invent the telephone.

the | invent | telephone

2 Mr Benz made _____.

1885–1886 | first | the | car | in

3 Al-Biruni was a mathematician who lived _____.

the | century | in | 11th

4 People often call Mr Babbage _____.

of | father | the | computer | the

5 Mrs Lovelace was a mathematician _____.

saw | could | who | computers | more | do | that

IRAQ_G6_PB_2024.indb 61 06/08/2025 14:33

Unit 5 Lesson 3

Living now

A 56 Listen to pupils talking about living now.

We already live in the modern world, but our world is changing fast.

Here are some Year 6 pupils talking about what they think is changing.







IRAQ_G6_PB_2024.indb 62 06/08/2025 14:33

B Read the sentences with a partner. Do you agree or disagree?

1 Computers are very important. They are changing our lives.

2 Everything is getting faster. The internet is very fast, and we can find information easily.

3 It is getting harder to find good jobs because of computer technology.

4 Smartphones are changing the way we communicate. Young people are sending messages to their friends on social media more often than talking face to face.

5 It's getting harder to relax because computer games are so exciting!

6 Smartphones are very important. They keep us safe.

7 Everything is getting more expensive. Young people want to buy computers, smartphones, tablets and electronic games.



8 The internet is changing the way we find information. Young people don't need to write or read books because everything is on their smartphone.

C AB Put the speech bubbles from Activity B in order. Write the numbers.

strongly agree ☐ ☐ ☐ ☐ ☐ ☐ ☐ ☐ **strongly disagree**

IRAQ_G6_PB_2024.indb 63 06/08/2025 14:33

Unit 5 Lesson 4

Our 21st century

A 57 Listen and read. Wisam and Hiba are talking about the 21st century.

1

Robots will do all the work. We will always be on holiday.

2

There will be robot engineers, robot teachers and robot waiters. We won't go to school. We will study at home.

3

There will be cars with no drivers. These will be driverless cars. We will sit in our cars, but we will eat, read, play games, sleep, and the cars will drive.

4

We will use artificial intelligence in our daily lives.

5

Our homes will be automatically cleaned by technology.

IRAQ_G6_PB_2024.indb 64 06/08/2025 14:33

B Read the conversation.

I think computers will do the teaching in schools.

I think there will always be teachers in schools.

We won't read books anymore.

We will still read books, but on our phones.

We will travel in flying cars.

Cars won't fly, but there will be driverless cars.

We won't need money.

We will use digital money.

People will do everything on the internet.

We will get bored with the internet.

C Practise the conversation with a partner. Change the green words from Activity B.

I think … will do … I think there will be …
We will … We won't … will/won't do …

IRAQ_G6_PB_2024.indb 65 06/08/2025 14:33

Space

A 58 Listen and read.

Our solar system

There are eight planets in our solar system. They all move around our home star. We call this star the Sun.

Mercury is the closest planet to the Sun, and it is the smallest planet in our solar system. The next planet is Venus. It is about the same size as our planet Earth. Venus is the hottest planet with a temperature of 400°C.

The third planet is Earth. It is 150,000,000 km from the Sun. Earth is a special planet because it is the only one that we know has water and life (humans, animals and plants). It is often called the 'blue planet' because there is lots of water.

Mars is smaller than both Earth and Venus. Scientists have sent robots to Mars to take pictures and to bring back soil and rocks.

The other four planets are Jupiter, Saturn, Uranus and Neptune. Jupiter is the biggest planet. It is 2.5 times bigger than all the other planets put together!

A drawing of a robot on Mars

B 58 Listen and point.

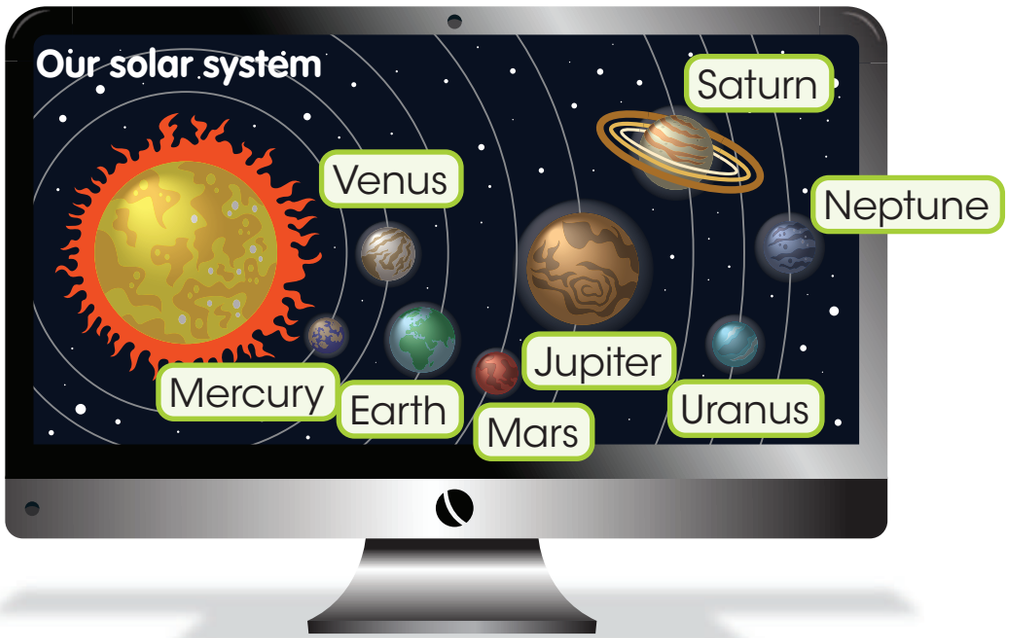

IRAQ_G6_PB_2024.indb 66 06/08/2025 14:33

C 59 Listen, look and say.


tall


taller

the tallest

nice

nicer

the nicest

heavy

heavier

the heaviest

Let's check!

A
big

B
big+g+er

C
the big+g+est

Circle B is bigger than circle A. Circle C is the biggest.

small

smaller

the smallest

ME

far

farther

the farthest

ME

the closest

closer

close

IRAQ_G6_PB_2024.indb 67 06/08/2025 14:33

MY MAGAZINE
Space travel

A Read the interview Wisam had with his teacher.

Humans have landed on the Moon six times, and 12 astronauts have walked on it.
Do you think humans will go to Mars?

In the future, I think humans will go to Mars.

Mars is a lot farther from Earth than the Moon. The quickest travel time will take about nine months. Scientists think that there is probably water on Mars.

By 2050, science and technology will be better. We will have faster spaceships.

There will probably be lots of robots to help humans.

This is a photo I found of what a Mars spaceship will look like.

Do you think humans will ever go to the farthest planets, Uranus or Neptune?

I think it will be very difficult and very dangerous for humans. It will take a long time to get there.

IRAQ_G6_PB_2024.indb 68 06/08/2025 14:33

B Match the pictures to the descriptions and say the numbers.

Our space travel pictures

1

This is a picture of Mars.

2

This is a spaceship.

3

This is one of the first astronauts in 1969.

4

What planet will we see from the window of our spaceship?

5

This is a drawing of a space house on Mars.

6

This is astronaut food.

a You can see it is the 'red' planet.
b It's planet Earth.
c It is taking off.
d There is nothing green here.
e It doesn't look like home cooking!
f This was the first 'moonwalk'.

IRAQ_G6_PB_2024.indb 69 06/08/2025 14:33

Check my understanding

A Read 'Space travel' again and tick (✔) Yes or No.

	Yes	No
1 Humans have walked on the Moon.	☐	☐
2 Mars is farther from the Earth than the Moon.	☐	☐
3 It will probably take nine years to travel to Mars.	☐	☐
4 Scientists think that there is water on Mars.	☐	☐
5 Spaceships will be faster in 2050.	☐	☐
6 Jupiter is the farthest planet from the Sun.	☐	☐

B Use the words in the box to complete the sentences.

dangerous	farthest	humans	months
planet	spaceships	star	times

1 In the future, I think _____ will go to Mars.

2 The quickest travel time to Mars will take about nine _____.

3 By 2050, technology will be better, and we will have _____ that go faster.

4 Space travel is very difficult and _____.

5 Humans have landed on the Moon six _____.

6 The _____ planets are Uranus and Neptune.

7 The home _____ in our solar system is called the Sun.

8 Earth is a special _____ because it has water and life.

IRAQ_G6_PB_2024.indb 70 06/08/2025 14:33

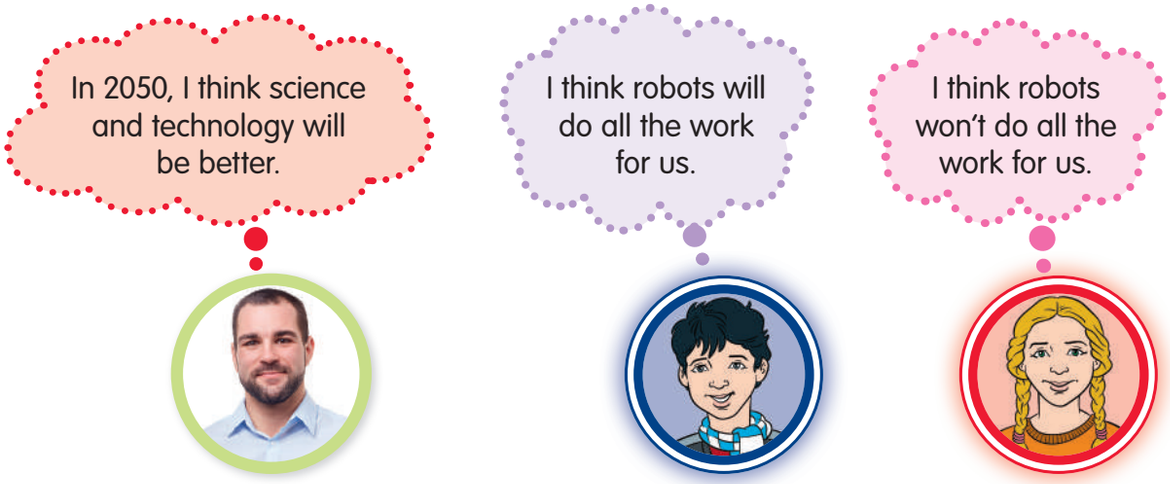

C What do you think? Complete the sentences with will or won't and the verb.

1 [will be/won't be] I think in 2050, there _____ robot teachers in schools.

2 [will do/won't do] I think in 2050, robots _____ all the cooking and cleaning.

3 [will be/won't be] I think in 2050, there _____ driverless cars.

4 [will use/won't use] I think in 2050, we _____ AI in our daily life.

D Work with a partner and say what you think.

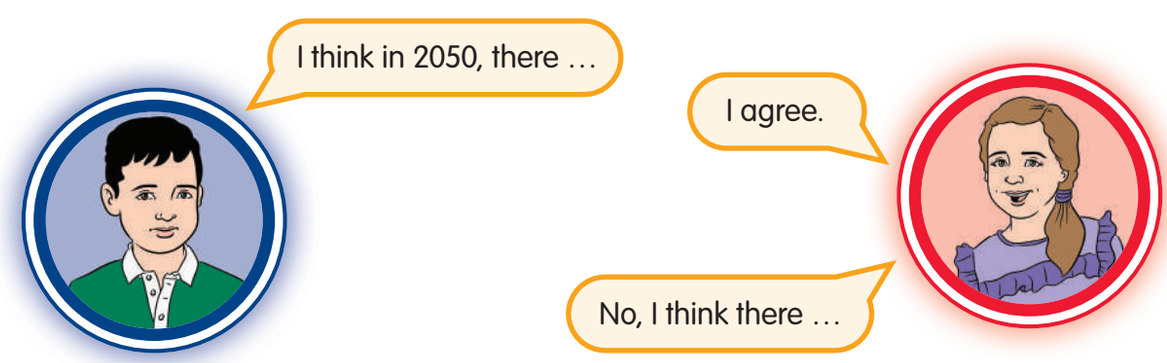

IRAQ_G6_PB_2024.indb 71 06/08/2025 14:33

Let's sing!

A 64 Listen and say the rhyme.

Our solar system

Eight planets go round the Sun.
We can name every one.
Venus shines bright,
We can see it at night.
There's our Earth blue and green,
The most beautiful planet ever seen.
Jupiter is the biggest,
Mercury the smallest,
Venus the hottest,
Neptune the farthest.
Astronauts walked on the Moon.
Probably they'll go to Mars soon.
So, what about you?
Would you like to go into space?
It's probably dangerous,
And it takes a long time.
What do you think?
Let's all say this rhyme.



IRAQ_G6_PB_2024.indb 72 06/08/2025 14:34

B Make a poster about a planet!

We made a poster about the planet Jupiter.

What information could you put on your poster?

The planet Jupiter

Jupiter is the largest planet in our solar system. One thousand planet Earths could fit inside Jupiter!

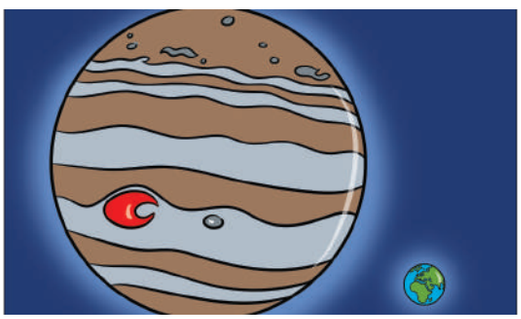

It is the oldest planet. It was formed 4.6 billion years ago from dust and gases left over from the Sun's creation.



Jupiter has four rings around it.



Jupiter is the fifth planet from the Sun.



Jupiter has a lot of storms! One storm, the Great Red Spot, has been happening on Jupiter for hundreds of years.

It takes Jupiter 12 Earth years to travel around the Sun!



IRAQ_G6_PB_2024.indb 73 06/08/2025 14:34

Unit 6 Lesson 1

Let's cook!

A Listen, look and say.



B Write the words under the pictures.

add bake grate mix peel slice spread wash

C Listen and check your answers.

D Say the correct words.

1

sliced onions
sliced tomatoes

2

grated carrots
grated cheese

3

peeled orange
peeled potato

4

oil
pepper

5



flatbread
pizza

6

fruit
vegetables

E Match the verbs to the phrases.

1	spread	the onions and tomatoes	a
2	peel	some oil	b
3	add	everything together	c
4	wash	in the oven	d
5	slice	the butter on the bread	e
6	grate	the onions and the potatoes	f
7	bake	the vegetables	g
8	mix	the cheese	h

Unit 6 Lesson 2

Make it yourself.

A 67 Listen and read.

This is our recipe for easy flatbread pizza. You can make it yourself. It's delicious! These are the ingredients you need. Remember that you must ask your parents before you cook anything or use knives.

Easy flatbread pizza

Cooking time: 10–15 minutes

Ingredients:

- flatbreads (half or one for each person)
- grated cheese
- peeled and sliced onions
- sliced tomatoes
- green or black olives
- oil

If you like, you can add:

pepper

garlic

herbs

B 68 AB Listen to the recipe. Use the verbs in the box to complete the instructions.

add	bake	cut	grate	peel	serve	spread	wash

Instructions

1 Brush the flatbread with oil. _____ in the oven for 3–5 minutes.

2 Take the flatbread out of the oven.

3 _____ the cheese.

4 _____ the grated cheese on the flatbread.

5 _____ and slice the onions thinly.

6 _____ the tomatoes. Slice them thinly and put them on top of the cheese.

7 _____ some green or black olives in half and put them on top of the cheese and tomatoes.

8 If you like, you can _____:
- some peeled and sliced garlic
- some pepper
- some fresh herbs

9 Put the flatbread back in the oven for another 3–5 minutes. Watch it carefully. When it gets gold-brown, remove it from the oven immediately.

10 _____ to your family and friends. Enjoy your flatbread pizza.

C 68 Listen again and check your answers.

Unit 6 Lesson 3

Cooking at home

A Listen and read.

It's Saturday morning. Wisam and Dania are at home. It's raining today, and the children want something to do.

They have a recipe for an easy pizza that Basim and Hiba told them about.

B Answer the questions about the picture. Use short answers.

1 How many people can you see? _____

2 Where are they? _____

3 What vegetables are there? _____

4 What other ingredients can you see? _____

5 There are two dangerous things in the picture. What are they?

_____

C Write a sentence about what you can see in the picture.

In the picture, _____

_____.

D Listen to the conversation.

1 Mum, _____ we make a pizza?

Yes, we can. It's a good idea, and we can have it for dinner.

2 We _____ some bread, tomatoes, onions and cheese.

3 _____ _____ _____ any olives, Mum?

Yes, we do. And we have some fresh herbs.

4 Can I _____?

5 Yes, you can help, but you _____ use a knife. You can spread the cheese or put the olives on.

6 I'm going to _____ the onions and tomatoes.

7 I'm going to _____ the cheese.

8 Can I have a _____ piece of pizza?

E Complete the conversation. Listen again to check your answers.

F Practise the conversation.

Unit 6 Lesson 4

Road safety

A (74) Do you remember this rhyme? Listen and say.

Look left, look right,
Look left again,
If the road is safe,
Cross with a friend.

B (75) Listen and read.

Our teacher made a poster for the class about road safety. There are nine photos on the poster. Some photos show good road safety behaviour, and some show bad road safety behaviour.

We have two tasks to do:

1 Write the number of each photo in a 'good road safety' or a 'bad road safety' column.

2 Read the descriptions. Match a description to a photo.



C Write a number for each photo about road safety behaviour in column A or column B.

Column A Good	Column B Bad

D Ask your partner.

Which numbers did you put in column A?

I put ...

E Read the descriptions. Say the number of the photo.

Be careful

There are only **seven** sentences to match to **nine** photos.

We can see a young boy sitting in a car seat. His mother is putting on the seat belt.

There is a 'green man' on a road signal. This shows people that they can cross at the zebra crossing.

The man is looking at his smartphone while he is driving.

There is a car waiting for the road signal. Red means STOP and green means you can GO.

The young boy is crossing the road on the zebra crossing.

The man is putting on his seat belt.

The boys are fighting in the back of the car.

F Write a sentence about one of the other photos.

In photo _____

_____.

Unit 6 Lesson 5

Let's be safe at home.

A (76) Listen and read.

Accidents at home

Most accidents happen in the kitchen, the bathroom or on the stairs.

Who has the most accidents?

Children under the age of four years old have the most accidents at home.

Why do children have accidents at home?

Young children do not know about danger because they have not learnt about the world around them.

They see older children and adults doing things and want to copy them. Keep electrical devices away from children.

Types of accidents

Falls

Falls are the most common cause of accidents at home. Everyone should be careful on the stairs.

Burns

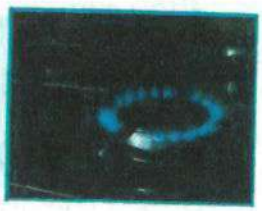

Children get burnt because they touch fires or hot things. Young children must not be left in the kitchen by themselves.

Accidents with knives and glass

Sharp knives must be kept away from young children.

Glass cups and mugs break very easily, and young children can cut themselves.

Other dangers

Keep medicine and home cleaning materials in safe places away from children. They are very dangerous.

B Listen to Wisam, Hiba and Basim talking about being safe at home.

Let's write some rules about being safe at home.

That's a good idea. Let's read 'Accidents at home' again and make a list.

OK. You read, and I'll write. We can show our list to Ammar and tell him about dangerous things.

Rule 1 is: Keep knives away from young children.

Can **you** help us write the rules about being safe at home?

C Complete the rules about being safe at home.

1 Keep knives away _____.

2 Keep medicines _____.

3 Keep cleaning materials _____.

4 Don't leave young children _____.

5 Be careful _____.

6 Hot things can _____.

7 Keep electrical devices _____.

D The rules are being broken in these photos. Say the rule numbers from Activity C.

MY MAGAZINE

Stay safe on your bike

A 79 Listen and read.

Bike riding is fun and healthy. But remember that a bike is not a toy. You must follow some rules to help you stay safe. First, let's look at your bike. Is your bike safe?

Safe riding rules

Follow these safety rules when you ride your bike.

1 Before getting on your bicycle, you should check that it is ready to ride. Let's check these five things.

2 **Wear a helmet.** If you have an accident, you must protect your head. This is very important.

3 **Check your tyres.** Tyres should be hard, not soft.

4 **Check your brakes.** Brakes are very important because sometimes you need to stop quickly. You can't stop if your brakes don't work well.

5 **Is your seat the correct height?** You must be able to put your feet on the ground.

6 **Are your handlebars the correct height?** Can you sit on your bike and touch the handlebars easily?

7 **Ride carefully with both hands on the handlebars.** Carry your books and lunch box in your backpack. Some bikes have a basket for carrying things.

8 **Can cars, buses and trucks see you?** Wear bright, colourful clothes. Yellow and orange are good colours.

9 **Look at the road in front of you.** Sometimes there are holes, stones, broken glass or other dangerous things on the road.

B Are they following the rules? Read and say *Yes* or *No*.

1 I'm riding my brother's bike. It's his new bike, but it's too big for me, and my feet don't touch the ground.

2 Today, I'm going to school by bike. I'm going to put my books and lunch box in my backpack.

3 I left my helmet at my friend's house, but it's OK because I'm going to wear a cotton cap.

4 The tyres of my bike are too soft. My dad is going to pump them up for me before I go to the park.

5 Yesterday, I fell off my bike and hurt my arm. I was talking to my friend, and I didn't see the big hole in the road.

Check my understanding

A Read 'Stay safe on your bike' again and tick (✔) Yes or No.

		Yes	No
1	Our teacher said that bikes are the best toys.	☐	☐
2	It's easy to ride a bike because there are no rules.	☐	☐
3	You should always check your bike before you ride it.	☐	☐
4	Wear colourful clothes when you ride your bike.	☐	☐
5	Your head is the strongest part of your body.	☐	☐
6	Cars can always see you when you are on a bike.	☐	☐
7	It's good to talk to friends when riding your bike.	☐	☐
8	Don't hold things in your hands when riding your bike.	☐	☐
9	You must have good brakes on your bike.	☐	☐

B Choose the correct noun for the verb.

1. You must be careful when you slice onions / oil with a sharp knife.
2. You must peel an orange / the bread before you can eat it.
3. Grate the tomatoes / the cheese before you put them / it on the pizza.
4. My sister spread the olives / the butter on the sandwich.
5. It is best to wash vegetables / cheese before you start cooking.
6. Put the flatbread pizza in the oven / the fridge to bake.
7. You can mix ice cream / honey with tea to make a drink for a cough or cold.

C The children wrote these rules. Can you complete them?

Dania

My two most important rules are:

- _____ oven gloves to hold hot things.
- Ammar _____ _____ with matches or use sharp knives.

Wisam

My two most important rules are:

- _____ a helmet when riding your bike.
- Use a zebra crossing to _____ the road.

Hiba

My two most important rules are:

- Don't let young children _____ hot things like saucepans.
- Wear bright colours when you _____ your bike.

Basim

My two most important rules are:

- _____ your brakes before you ride your bike.
- Always _____ _____ a seat belt in the car.

D Listen to the children and check your answers.

Let's read!

A 83 Listen, look and read.

Be careful, Ammar!

1 Wisam is doing his homework on the laptop. He is finding information about keeping safe at home.



2 Dania is making dinner to help her parents.

3 Ammar is sitting at the table playing with his toys.

4 Ammar goes to the kitchen to wash his hands. He sees a drawer full of knives, and he picks one up.

5 His sister is too busy, and she doesn't see Ammar.

6 But Wisam is too late! Ammar tries to cut a tomato, but the knife slips and cuts his finger.

7 Ammar starts to cry. Dania sees what has happened.

Wisam! Come and help – Ammar is hurt!

8 Wisam runs into the kitchen.

Get the medicine box. It's in the cupboard.

9 They put a plaster on Ammar's finger, and they give him a hug.

Sharp knives are dangerous!

I wanted to help you.

That's OK, Ammar, you tried your best.

10 Mum and Dad come home, and the children tell them about the accident.

You mustn't use sharp knives.

11 The family sit down to enjoy Dania's delicious cheese and tomato pasta.

The kitchen is a dangerous place! I have lots to write about for my homework.

Be careful – the food is very hot!

I still like tomatoes!

Unit 7 Lesson 1

Getting ready for our party

A Listen and read.

To-do list for our Mother's Day party

1. Do the shopping – food, new clothes.
2. Clean the kitchen, bathroom and sitting room.
3. Do the cooking.
4. Buy presents.
5. Wrap presents.
6. Put up decorations.
7. Make a card.

B Match the pictures to the list and say the numbers.



C Read the email and answer the questions.

To: Nadima
Subject: Our Mother's Day party

My family is very excited this week because on Saturday we're having a party for Mother's Day, and both our grandmas and grandpas are coming.

The party is going to be at our house. We're very busy getting everything ready. I wrote a list of the things we need to do. We want to help our mum and dad. I'm going to help Mum clean the sitting room, and Wisam is going to tidy his bedroom.

On Friday, we're all going to go shopping to buy the presents and the party food. We're also going to buy some new clothes.

On Saturday morning, I'm going to help Mum to do the cooking. Dad and Wisam are going to put up the decorations. Ammar is going to make cards for Mum and for our two grandmas. I think we should help him to do the drawings and make any cut-outs. Dad is going to wrap up the presents, and we will help him.

I won't see you this weekend because I'm going to be too busy. I'll see you in school on Sunday and tell you about the party.

Dania

1 Who is coming to the party?

_____

2 Where is the party going to be?

_____

3 What is Dania's family going to buy on Friday?

_____

4 How many cards is Ammar going to make?

_____

5 Is Ammar going to make the cards by himself?

_____

6 Who is going to wrap up the presents?

_____

7 When will Dania see her friend Nadima?

_____

Unit 7 Lesson 2

Shopping for our party

A Listen and complete the conversation.

Let's write a _____[1] list.

Dania, can you write down what we need to buy?

OK. I've got my notebook here. Can I write down the _____[2] first?

I'm going to buy a _____[3] for Granny Nadia, and Dad is going to get a _____[4] for Granny Huda.

Dania, write down what we're going to buy, but don't tell Mum because it's a surprise!

Dania for Mum – leather bag
Wisam for Mum – wooden picture frame

What about my present? I'm going to make the _____[5]!

That's going to be a lovely surprise!

We need _____[6] for the cards and wrapping up the presents.

Can we have _____[7] and decorations?

Yes, we can. We're going to have lots of flowers, too. Now, let's write down what _____[8] we need to buy at the supermarket.

B Check your answers with a partner.

What's number 1?

I think it's …

C A B Look at the picture. Read and label the shops.



1 There's a watch shop on the first floor next to the pharmacy.

2 The best shop for cards and paper is on the first floor next to the jewellery shop.

3 There's a big supermarket on the ground floor opposite the frames shop.

4 There's a picture frames shop on the ground floor opposite the supermarket.

5 Women's fashion is on the ground floor between the picture frames shop and the shoe shop. They sell leather bags and scarves, too.

D Check your answers with a partner.

Where's the watch shop?

It's on the first floor next to the pharmacy.

Presents for Mother's Day

A A.B. Look at the presents and complete the labels.

Dania, Wisam and Ammar went shopping with their parents for presents. These are the presents they bought.

leather metal wooden woollen

B Listen and read the conversation.

Let's wrap Mum's bag first.

OK, which wrapping paper shall we use?

I like the one with the pretty flowers.

OK, what about the paper for her picture frame?

I like the paper with all the presents on it.

What about the paper for Granny Nadia's scarf?

I like the paper with big pink cakes and the small strawberries.



OK, let's use the paper with pink, blue and purple balloons for Granny Huda's watch.

Yes, that's my favourite. I love balloons!

C Write about the wrapping paper you like best.

I like the wrapping paper with _____

_____.

Unit 7 Lesson 4

Which job?

A Look at the photos and complete the phrases.





1 Putting flowers in a jug

2 Painting _____

3 Cleaning _____

4 Blowing up _____

5 Tidying _____

B Read the conversation and write the missing words.

balloons bedroom cake cards decorations
floor jug pictures sitting room

Wisam, you should blow up the _____[1]. I need them for the decorations. But first you must tidy up your _____[2].

OK, Dad.

Dania, you should clean the _____[3] first. Then can you help Wisam blow up the balloons?

Can I help, too?

Yes, Ammar, of course you can. I must start making the _____[4]. It takes a long time to bake. But Dania, first I'll help you clean the floor in the _____[5].

I must put up the _____[6]. I want the sitting room to look pretty.

We should put the flowers in the pretty glass _____[7] we bought for your birthday.

That's a good idea. Can you do it, Dania?

When can I start making the _____[8]?

Ammar, Dania and Wisam, you should all start making the cards as quickly as possible. But do the balloons first.

I want to paint the _____[9]. The cards must be the best!

C Listen and check your answers.

Unit 7 Lesson 5

Saturday morning

A Read and answer the questions using the verbs.

It's Saturday morning. The family's Mother's Day party is starting at four o'clock. Everyone is busy getting things ready.

1 Everyone is at home. What are they doing?

get ready They are getting ready for the party.

2 Mum is in the kitchen. What's she doing?

bake _____

3 Dad is in the sitting room. What's he doing?

put up _____

4 Wisam is in his bedroom. What's he doing?

tidy up _____

5 Dania is in the sitting room. What's she doing?

clean _____

6 Ammar is at the kitchen table. What's he doing?

paint _____

B Work with a partner. Ask and answer.

Number 2. Mum is in the kitchen. What's she doing?

Yes, I agree.

She's baking a cake ...

C Listen to the pieces of conversation. Say what each person is talking about.

1 This is lovely, Ammar. I like the birds and the flowers.

2 Would you like another piece?

This is about a Mother's Day card.

3 This is woollen. It will be warm in the winter.

4 Did it take a long time to blow up all these?

5 Grandpa can take a photo today, and we can put it in this.

6 This is very nice. You know that red is my favourite colour.

7 Who made this one? It's very good.

8 This is very pretty. Can you put it on my wrist?

D Work with a partner and say what you think.

I think number 2 is about ...

Yes, I agree.

No, I think it's about ...

MY MAGAZINE

MAKING A CARD

A Listen and read.

Why make a card yourself? This is what some children said.

It's special for the person you make it for.

You can draw what you want.

Making your own cards is cheaper.

You can add pretty things, like ribbons and cut-outs.

You can say what you want and write your own message.

You can make your own designs.

When do we send cards?

- Mother's Day on 21st March
- Teacher's Day on 1st March
- Birthdays
- New Year on 1st January
- Congratulations (on passing an exam, or on a new job or on a new baby)

It's easy to make a card!

B **Look at the pictures. Say *Yes* or *No* for the things you can see.**

Card – this is thick paper, but not cardboard
Coloured card
Scissors
Glue
Paints
Coloured pens and pencils
Popcorn
Buttons (like the ones you have on a coat)
Ribbons (for decoration, like the ones girls put in their hair)

C **Here are some instructions for making a card. Can you put them in order?**

- ☐ Choose your card or paper.
- ☐ Write your message inside.
- ☐ Fold the paper in half so that you have a front, a back and two middle pages.
- ☐ Add any decoration you want.
- ☐ Think about which colours you are going to use.
- ☐ Get your materials.
- ☐ Draw or make your picture.
- ☐ Think about which drawing, cut-outs and decorations you want to put on the card.

Check my understanding

A Read 'Making a card' again and tick (✔) Yes or No.

		Yes	No
1	We can send cards on many special days.	☐	☐
2	Buying a card is cheaper than making your own one.	☐	☐
3	It is best to make a card using card because it is thicker.	☐	☐
4	You can use lots of different things to decorate your card.	☐	☐
5	You shouldn't use glue to make your card.	☐	☐
6	We usually write our message inside the card.	☐	☐
7	You can use drawings, or cut-outs or both on your card.	☐	☐
8	It is best not to fold the card or paper.	☐	☐

B Choose two words to match each verb.

1	have	a party	a weekend	my school	a celebration
2	give	a present	a card	decorations	this weekend
3	help	your parents	everything	shopping	my brother
4	make	my grandma	a cake	a poster	my bedroom
5	write	a present	a list	a message	a surprise
6	choose	your paper	your drawing	your idea	your birthday
7	use	glue	scissors	a party	a present
8	send	a message	a smartphone	an email	balloons

C Listen. Tell your partner which sentence you hear.

1 a It's Saturday, and we're going shopping.
  b It's Friday, and we're going shopping.

2 a I'm going to buy a metal cup and a plastic bowl.
  b I'm going to buy a metal bowl and a plastic cup.

3 a My brother's going to buy some cotton shirts for summer.
  b My brother's going to buy some cotton shorts for summer.

4 a Dad's going to buy a new leather belt.
  b Dad's going to buy a new leather bag.

5 a After shopping, I think we'll go to the café.
  b After shopping, I think we're going to the café.

6 a I'm going to have some cake and lemonade.
  b I'm going to have some lemonade and cake.

D Use the phrases to ask and answer questions.

What are you going to do?

I'm going to make a card.

bake a cake buy a present clean the house
do the shopping make a card
put up the decorations wrap the presents

Let's sing!

A Listen and sing.

Dad's birthday!

Clean the house, clean the house,
Hoover, dust and shine,
Wipe it, soak it, wash it,
Hang it on the line!

Make a card, make a card,
Paper, pens and glue,
Cut it, stick it, fold it,
Make it beautiful!

Cook some food, cook some food,
Measure, chop and slice,
Grate it, mix it, bake it,
Cut it with a knife.

Buy a gift, buy a gift,
Trousers, shirt and hat,
Buy it, wrap it, name it,
Give it to your dad!

B Make a poster about making a Mother's Day card!

We made a poster about making a Mother's Day card.

Don't forget! It's on the 21st of March every year.

Our Mother's Day card



Our mum's favourite colours are red and pink.

First, we folded the card in half.

She likes animals, birds and flowers.

We put flowers around the card to make a border.

We drew two rabbits and two birds in the middle.

We wrote 'Happy Mother's Day' at the top.

We wrote our message inside the card.

We made a card.

A Read and guess the missing words.



Most people agree that John Logie Baird i_____[1] the first television. Televisions in the p_____[2] were small and heavy. The picture w_____[3] black and white, and it was poor quality. Now, televisions are b_____[4] than in the past, and the picture is high quality. There are over 200 channels, and you can use your television to p_____[5] games and go online. In the f_____[6], I think televisions will get bigger and better. Perhaps televisions w_____[7] make smells to match the pictures that you see!

B Listen and check your answers.

C Say sentences with your partner. Use the words in the box.

artificial intelligence	different planets	driverless cars
flying cars	housework	robots
schoolwork	smartphones	teachers in schools

In the future, …

… we will travel to space on holiday.

A 96 Listen and read.

Let's play a spelling game. I'll start.
It begins with ***b***, it ends with ***e***. You do it in an oven.

I know! Is it ***bake***?

Yes, it is.

My turn. It begins with ***h*** and ends with ***t***.
You should wear it when you ride your bike.

I know!
Is it a ***helmet***?

Yes, it is.

My turn. It begins with ***k*** and ends with ***e***. You need
to be very careful with it because it is very sharp.

I know! Is it a ***knife***?

Yes, it is.

A 97 AB Listen, read and write the answers to the questions.

Teacher's Day

In Iraq, we celebrate Teacher's Day on 1st March. This is a special day, and we celebrate it because we want to thank our teachers for everything that they do for us. Here are some ideas:

- You can write a 'Thank you' note or a letter. Your note can be short or long. Both will show your teacher that you are thinking of them on this special day.
- Making a card is another great way to thank your teacher. In my class, we think cards are the best way because you can decorate the card, and you can write your own message.

These are three cards that pupils in my class made. Now they need to write 'Happy Teacher's Day' at the top and write their messages inside. This is what some pupils said.

I drew a tree with the sun and grass because in March it is spring. My teacher loves spring.

I drew some flowers and strawberries because strawberries are my teacher's favourite fruit.

I made my card with cut-out boats on the sea because my teacher likes going to the seaside.

1 What season is Teacher's Day in?

_____

2 Why do we celebrate Teacher's Day?

_____

3 Write two good things about making your own card.

_____

4 How would you decorate your teacher's card?

_____

Lesson 4

Let's play!

Revision

A Play the *I can say much more in English!* game.
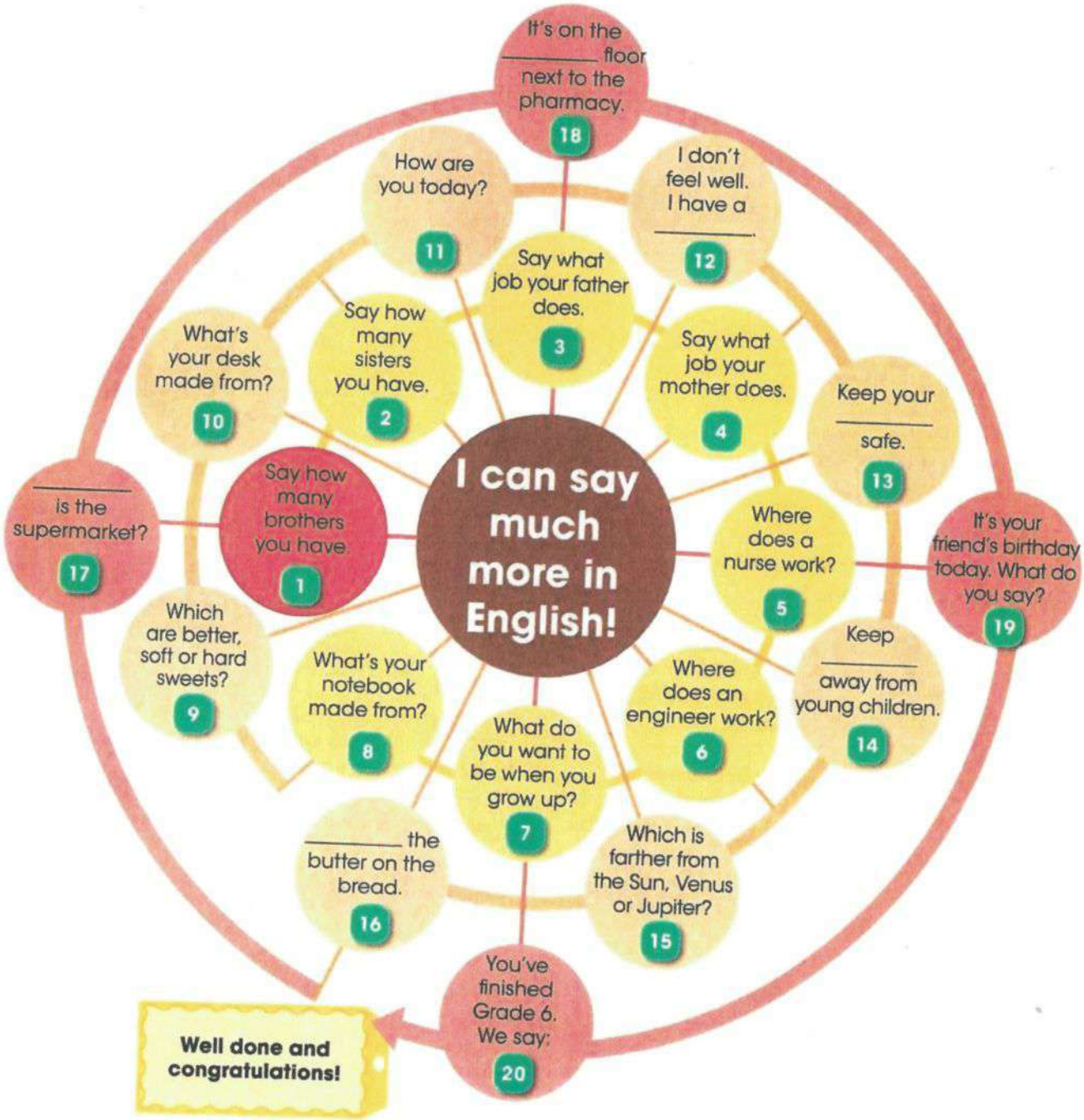
You need a game circle. Make your own counter in a shape and colour you like.