



State of Palestine
Ministry of Education
& Higher Education

NEW
EDITION

English for Palestine

PUPIL'S BOOK **1B**

Authorship & Curriculum Supervisory Committee

Mr Ali Manassra (General Supervision)	Ministry of Education
Mr Othman Diab Amer (Coordinator)	Ministry of Education
Mrs Reem Ayoush	Ministry of Education
Dr Samir M Rammal	Birzeit University
Dr Hazem Y Najjar	Bethlehem University
Ms Fatimah Easa Qassem	Ministry of Education
Mr Omar Abdullah Sabbah	Ministry of Education
Mr Imad Abdullah Jbour	Ministry of Education
Mr Hassan Kharableyeh	Ministry of Education
Ms Rula Naji Khalil	Ministry of Education
Ms Sana Abed Wazwaz	Ministry of Education
Ms Tharwat Shukri	Ministry of Education
Mr Mohammad Nassar	Ministry of Education

Authorship Supervisory Committee (original edition)

Dr Hazem Y Najjar (Head)	Bethlehem University
Dr Salem Aweiss	Birzeit University
Dr Omar Abu Al-Hummos	Al-Quds University
Mr Othman Diab Amer (Rapporteur)	Ministry of Education

English Language Curriculum Team (original edition)

Dr Hazem Y Najjar	Bethlehem University
Dr Salem Aweiss	Birzeit University
Dr Omar Abu Al-Hummos	Al-Quds University
Dr Odeh J Odeh	Al-Najah University
Dr Samir M Rammal	Hebron University
Dr Nazmi Al-Masri	Gaza Islamic University
Ms I'tidal Abu Hamdiyah	Ministry of Education
Ms Majedah Dajani	Ministry of Education
Mr Imad Jabir	Hebron University
Mr Suhail Murtaja	Ministry of Education
Mr Othman Diab Amer (Rapporteur)	Ministry of Education

Contents

Unit and contexts	Language	page
10 Let's play! – Talking about toys – Showing where something is	<i>ball, doll, yo-yo, kite, balloon, skates</i> Where's my ball? Here! There!	4
11 Transport – Talking about transport – Talking about quantities	<i>car, bus, bike, van, taxi</i> How many taxis? Five taxis.	10
12 Colours – Identifying colours – Saying what colour something is	<i>red, green, white, blue, black, yellow, umbrella</i> What colour? Red and black.	16
13 My clothes – Identifying clothes – Describing clothes using colours	<i>t-shirt, shoes, shorts, jeans, dress, skirt</i> <i>a red skirt, blue jeans</i>	22
14 Revision	Revision of the language in Units 10–13	28
15 My bedroom – Talking about your bedroom – Saying where things are	<i>bed, table, chair, box, window, door</i> It's in/on/under the bed.	34
16 In my country – Talking about things that grow in Palestine – Describing size	<i>orange, lemon, grape, apple, banana, fig, olive</i> It's (very) big/small.	40
17 My friends – Introducing and describing a friend – Using simple instructions	This is my friend. I'm short. He's/She's tall. <i>Stand up. Sit down. Jump up and down.</i>	46
18 Revision	Revision of the language in Units 15–17	52
Picture dictionary		58
The alphabet		62


1

Listen and find.



2

Listen and say.



3

Say.



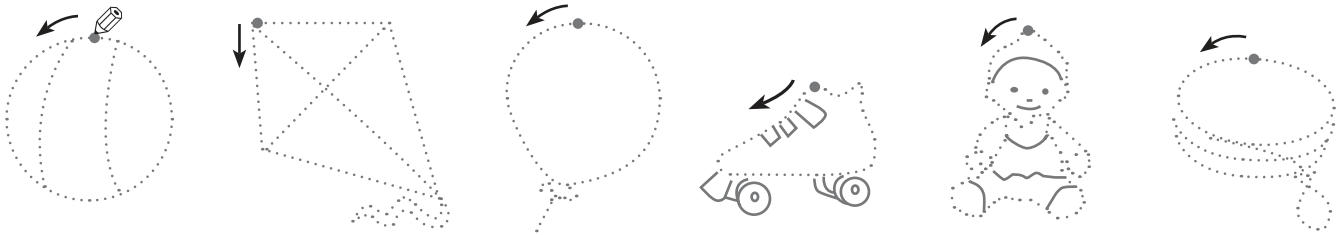

Where's my doll?

Here!

Thank you.

4

1 Trace and find. Say.



2 Look. Count and write.





8




1 Listen and find.  



2 Listen and say.  



3 Say. 



1 Match and say.



2 Find and circle.

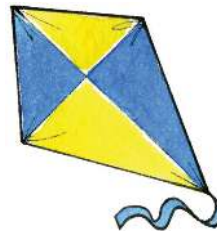


k



skate

t




kite

y



yo-yo

l



balloon

o



doll

b



ball

3 Sing.





1

Listen and say.



2

Count. Listen and say.



3

Say.




Pencil.

4 pencils.

1

Read. Find and write.



kites

ball

yo-yos

skates

balloons

dolls

2

Copy.



a c

e o

d g q

3

Play.




In Unit 10 children learned: to talk about toys

to ask and say where something is using *here* and *there*

1

Listen and find.



2

Listen and say.



3

Say.









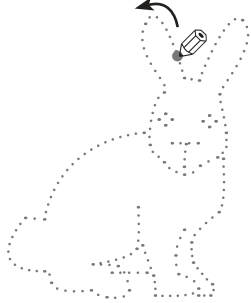
10

i l t




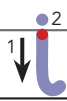

1 Match and say.  

v   b 


 t  c  

2 Trace and copy. 

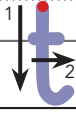


  i i



 l l l



 t t t

i l t

1 Listen and write.



2 Listen and say.



3 Say.



How many taxis?







1 Read. Find and write.   





- buses
- bikes
- car
- vans
- taxis

2 Count and write. Say.  

 +  =

 +  =

 +  =

 +  =

1

Listen and find.



2

Listen and say.



3

Say.



How many **taxis** and **bikes**?

1 Find and circle.  

b  bus  rabbit

l  milk  melon

h  head  hand

2 Write. 

car bus taxi ~~van~~ bike




van ___ike ___axi ___ar ___us

3 Play. 

In Unit 11 children learned: to talk about transport
to ask how many and to answer using the numbers 1-10


1 Listen and find.  

2 Listen and say.  

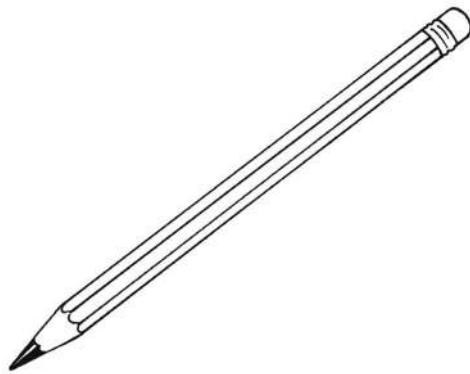




3 Say. 

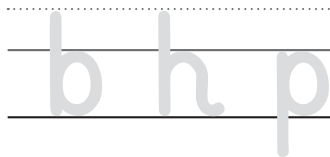
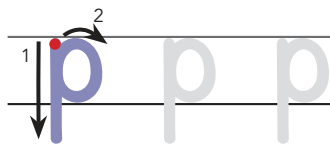
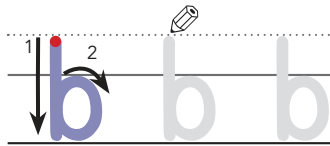
What colour?



1 Choose and colour. Say.



2 Trace and copy.



1

Listen and write.



2

Listen and say.



3

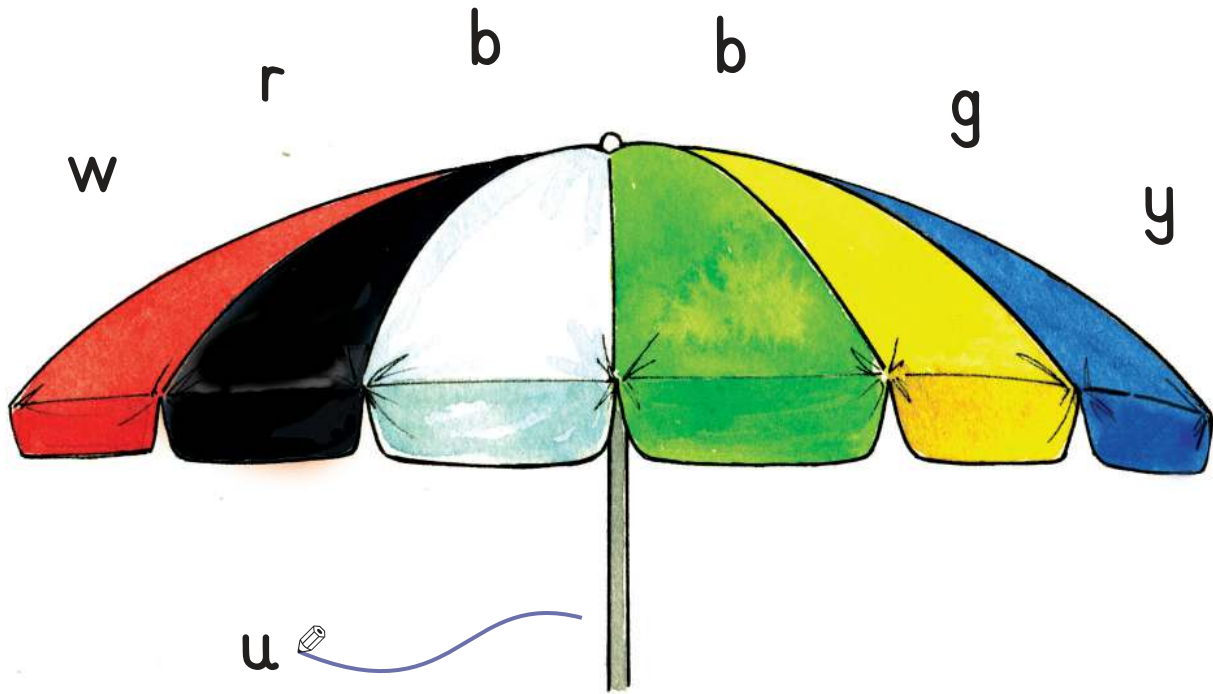
Say.













Umbrella 3. What colour?



1 Match and say.  



2 Find and circle.  

- | | | | | |
|---|---|-------------|---|-------|
| v |  | <u>v</u> an |  | olive |
| b |  | baby |  | bike |
| u |  | umbrella |  | nut |
| w |  | white |  | water |
| r |  | red |  | zebra |



3 Sing. 

1


Listen and write.



What colour?

2

Listen and say.



3

Say.



What colour?



1 Read and match.



blue car

yellow taxi

white van

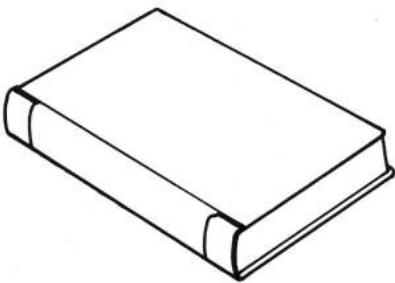

red bus

black bike

green car



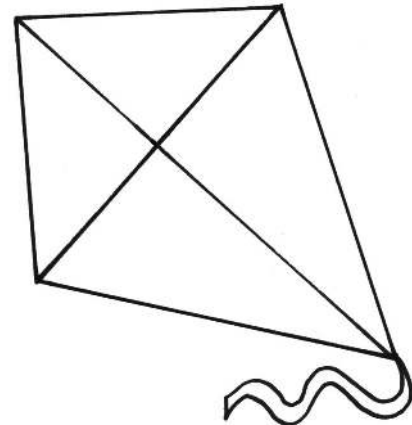
2 Read. Match and colour.



blue book

red balloon

green and yellow kite



3 Play.



In Unit 12 children learned: to ask and say what colour something is
to describe things using colours

1 Listen and find.  

2 Listen and say.  



3 Say. 



1 Match and say.



2 Trace and copy.



1

Listen and circle.




2


Listen and say.



1




2




3



4



5



6



3

Say.





1 Read and colour.  

blue jeans


yellow and green t-shirt

blue and yellow shoes

black and red skirt

red shorts

green and white dress



2 Find and circle.  

j  jeans

 juice

z  zebra

k  kite

 skirt

d  dress

 red

sh  shoes

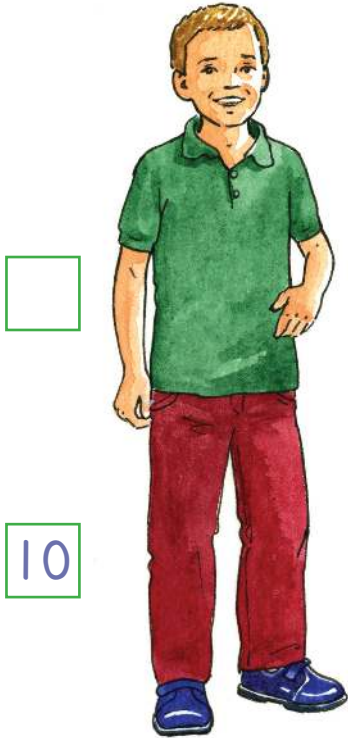
 shorts

 t-shirt

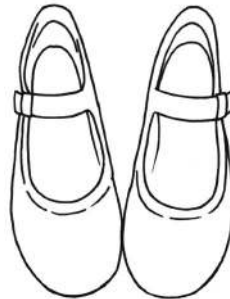
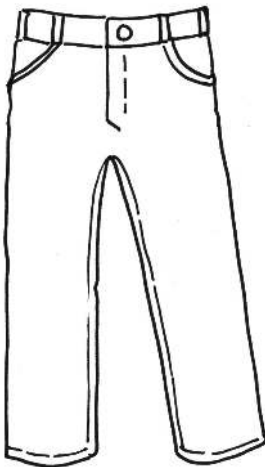


3 Sing. 

1 Listen and write.



2 Listen and colour.



3 Say.





1

Read. Find and write.



skirt t-shirt shoes dress shorts jeans



black shoes

blue _____

yellow _____

green _____

red _____

white _____

2

Draw and colour. Write.



red blue black yellow white green

t-shirt skirt dress shorts jeans shoes

Large empty rectangular box for drawing and coloring.

3

Play.



In Unit 13 children learned: to talk about clothes
to describe clothes using colours

1 Listen and find. 🎧 👁️

2 Listen and say. 🎧 💬




3 Say. 💬

4


Write.




green yellow white red black blue




__w__hite




__r__een




__r__ed



__y__ellow



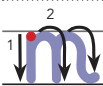
__b__lue



__b__lack

5

Copy.



1 Listen and find.  


2 Listen and say.  

What's this?

It's ...

Who's this?

This is ...



3 Say. 

4

Write.



blue white green red yellow black



green bag



desk



book




and umbrella



t-shirt

5

Count and write.



1

Count and write. Listen.



2

Listen and say.



3

Say.



How many skirts?

4

Find and circle.



u b



umbrella



bus



baby

l y



pencil



lion



yellow

r sh



shorts



skirt



t-shirt

k w



book



water



bike

5

Match and say.



How many?

What colour?

Where's my ball?

Who's this?

What's this?

This is Mum.

It's a zebra.

Four.

Red.

Here!

1 Listen and find.  

2 Listen and say.  



What's this?


It's a **bed**.




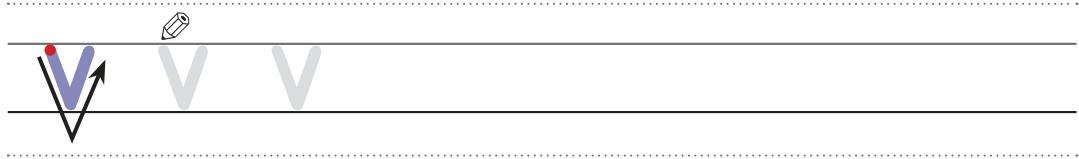
3 Listen and say.  



1 Match and say.  



2 Trace and copy. 



1 Listen and find.  

2 Listen and say.  

Where's the kite?

It's in the box.



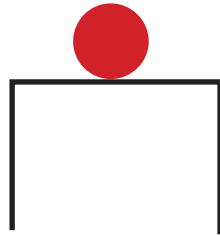
3 Say. 

Where's the box?

It's under the window.



1 Read and match.


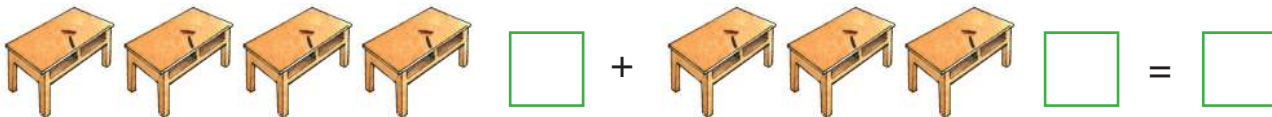


under

in

on

2 Count and write.



3 Sing.



1 Listen and find.  

2 Listen and say.  





3 Say. 

The **cat** is **in** the **box**.




1 Find and circle.  




2 Read and circle. Say.  




in
on
under



in
on
under



in
on
under



in
on
under



in
on
under

3 Play. 

In Unit 15 children learned: to talk about their bedroom
to ask where something is and answer using prepositions

1 Listen and find.  




2 Listen and say.  

What's this?

It's a fig.

It's an olive.



3 Say. Listen.  

What are these?

They're grapes.



1 Match and say.



b



a




o

l




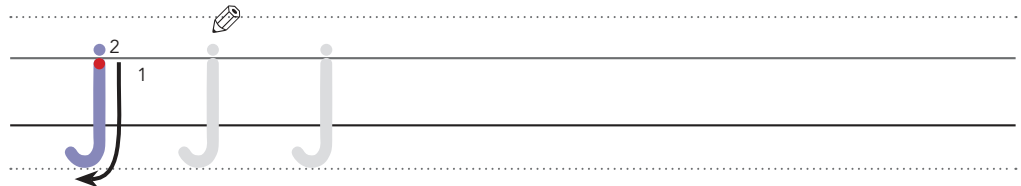


o




g

2 Trace and copy.



1 Listen and find. 🎧 👁️

2 Listen and say. 🎧 💬



3 Say. 💬

What's this?


It's **an orange**.

It's **big**.



1


Read and draw.




big banana



big orange



small grape



small olive

2

Count and write.





 +
 

 =



 +
 

 =




 +
 

 =



 +
 

 =



1

Listen and find.



2

Listen and circle.



1	2	3
4	5	6


3

Listen and say.






1 Match and say.  



2 Write.  big small very




very small

3 Play. 

In Unit 16 children learned: to talk about things that grow in Palestine
to say if items are very small, small, big or very big



1 Listen and find.  



2 Listen and say.  



3 Say. 

1 Read and circle.



1 short / tall



2 short / tall

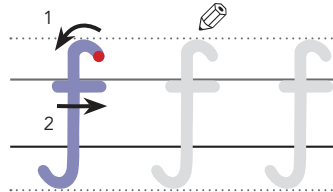


3 short / tall



4 short / tall

2 Trace and copy.



1

Listen and find.  



2

Listen and do. 


3

Say and do. 

Stand up.

Sit down.

Jump up and down.





1 Read and match.  

1 Sit up and down.

2 Jump up.

3 Stand down.



2 Write. 

up down



_____ up _____




3 Sing. 

1

Listen and write.



This is my friend ...
He's / She's ...



2

Listen and do.



3

Say.



Red t-shirt.

He's tall.



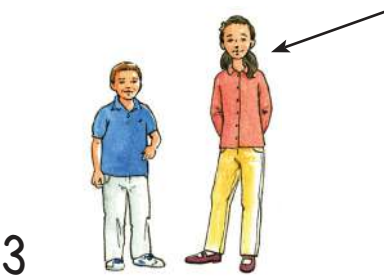

1 Write.

he she




he _____

2 Read and match.



Sit down.
He's short.
She's tall.
Jump up and down.
He's tall.
Stand up.



3 Play.

In Unit 17 children learned: to introduce and describe a friend to use and follow simple instructions

1 Listen and find.  




2 Listen and say.  



3 Say. 

Where's **the cat**?

It's **under** the **desk**.



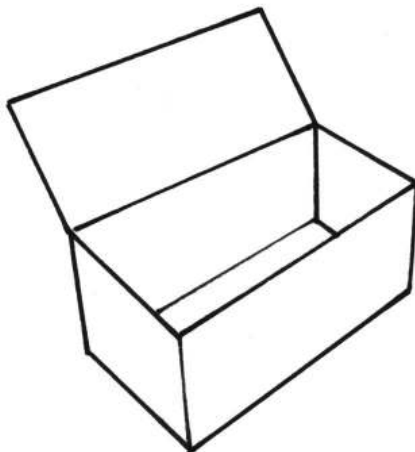
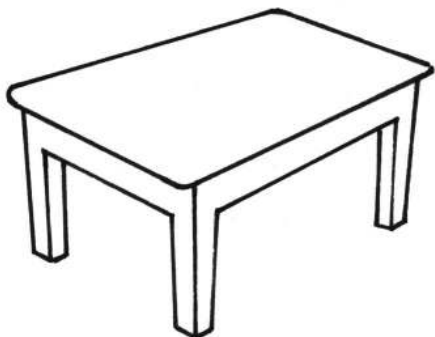
4

Choose and draw. Say.



The kite is under the table.

kite car shoes doll t-shirt bike



5

Write and trace.



chair bed window door table box




b ed



___ able



___ air



___ ox



___ indow



___ oor

1

Listen and find.



2

Listen and say.



3

Say.



What's this?


It's a **small umbrella.**

4

Match and write.



big small



1 It's small.

2 It's _____.

3 It's _____.

4 It's _____.



5 It's _____.

6 It's _____.

7 It's _____.


8 It's _____.

5

Write.





tall short very



_____ short _____

1 Listen and find.  

2 Listen and say.  



3 Say. 

4 Write and trace.



under on in



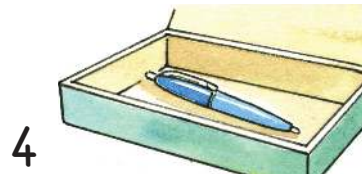
_____ under an umbrella



_____ a chair



_____ a bed



_____ a box



_____ a book





_____ a window

5 Match and write.



milk juice bread water egg



_____ bread _____

In Unit 18 children revised the language learned in Units 15-17

Picture dictionary

a

Amir



apple



apple juice



b

baby



bag



ball



balloon



banana



bed



big



bike



black



blue



board



book



box



bread



brother



bus



bye



c

car



cat



chair



cheese



coffee



d

Dad



dates



desk



dog



doll



door



dress



e

egg



f

face



fig



finger



friend



g

goat



goodbye



grape



green



h

hand



head



hello

hi



i

in



insect



j

juice



jump up
and down



k

kite



kitten



l

leg



lemon



lion



m

me



melon



milk



mouth



Mum



n

nose



nuts

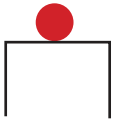


o

olives



on



orange



orange juice



p

pencil



Peter



Pip



Pippa



Polly



r

rabbit



red



s

Salwa



Sami



shoes



shorts



sister



sit down



skate



stand up



t

table



Tala



taxi



tea



teacher



t-shirt




u

umbrella



under



v

van




w

water



white



window



y

yellow



yo-yo


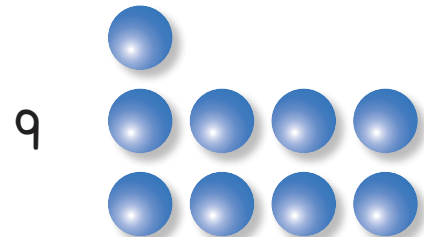




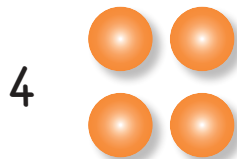
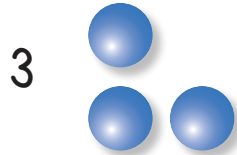
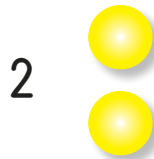


z

zebra



numbers



The alphabet

a  apple


b  bag

c  cat

d  dog

e  egg

f  fig

g  goat


h  hand

i  insect

j  juice

k  kitten

l  lion

m  melon

n  nut

a b c d e f g h i j k l m

o



olive

p



pencil

q



quiet

r



rabbit

s



skate

t



teacher

u



umbrella

v



van

w



water

x



box

y



yo-yo

z



zebra

n o p q r s t u v w x y z

Macmillan Education
4 Crinan Street, London, N1 9XW
A division of Macmillan Publishers Limited
Companies and representatives throughout the world

ISBN 978-0-230-40987-3

Text © Macmillan Publishers Limited 2011
Written by Wendy Arnold
Design and illustration © Macmillan Publishers Limited 2011

First published 2011

All rights reserved; no part of this publication may be reproduced, stored in a retrieval system, transmitted in any form, or by any means, electronic, mechanical, photocopying, recording, or otherwise, without the prior written permission of the publishers.

Designed by Melissa Swan
Illustrated by Ruth Palmer
Cover design by Macmillan Publishers Limited 2011
Cover illustration/photo by Ruth Palmer

Publishing management by Hyphen S.A.

Authors' acknowledgements
The author would like to thank her wonderfully patient project manager, Tracy Traynor, and the publishing team at Macmillan, as well as all the committee in Palestine who have tirelessly given their time to this project.

The authors and publishers would like to thank the following for permission to reproduce their photographs:
Alamy/Alan Gignoux p46, **Alamy**/Red Cover p34, **Alamy**/World Religions Photo Library p40; **Getty**/ Steve Shott p22.

Any views expressed in this publication are those of the Palestinian National Authority and represented by the Publisher on behalf of the Authority.

These materials may contain links for third party websites. We have no control over, and are not responsible for, the contents of such third party websites. Please use care when accessing them.

Although we have tried to trace and contact copyright holders before publication, in some cases this has not been possible. If contacted we will be pleased to rectify any errors or omissions at the earliest opportunity.

Printed and bound in Palestine by A R Hijawi & Sons

2019 2017 2017 2016 2015
10 9 8 7 6 5 4 3 2