




SULTANATE OF OMAN
MINISTRY OF EDUCATION

5A

English for Me



SKILLS BOOK

2018



His Majesty Sultan Qaboos Bin Said

Message from the Minister of Education

Praise be to Allah and peace be upon His Messenger, Mohammed

The Ministry of Education is committed to the ongoing improvement of the Sultanate's education system. It aims to meet the needs of an ever-growing and evolving nation.

Following careful review and assessment of the current educational system, the Ministry has taken measures to overcome challenges and revise priorities in order to bring about development. Educational objectives have been developed further, with study plans now focusing more on science and language. In addition, there has been a major overhaul across the different curricula, in terms of methodology and teaching strategy with an emphasis on a more learner-focused approach.

With now modern and flexible courses, the features of the new curricula are plentiful, designed to assist the student's academic progress, as well as being in line with them on a mental, psychological, social and cultural level. There is also a greater emphasis on the arts and life skills in response to the Sultanate's educational philosophy of encouraging the

development of more balanced personalities in students. Furthermore, these textbooks reinforce valuable learning skills, be it on an individual basis or working in collaboration with others. As such – with all the knowledge, skills and values they contain – they are only guides for the student, leading the way to a greater range of knowledge sources including libraries and online learning. The student's role therefore is to take the initiative and responsibility of exploring deeper in the quest for knowledge.

Finally, dear students, we would like to hand this book to you in the hope that you will find it both interesting and useful, whilst enabling us to contribute to the success of our beloved country – the Sultanate of Oman – as led by the inspiration and wisdom of His Majesty, Sultan Qaboos Bin Said.

I wish you every success

Dr. Madiha Ahmed Al-Shaibani

Minister of Education
Sultanate of Oman

Note from the Writing Committee

Dear Students,

Welcome to Grade 5 and the revised *English for Me* Skills Book for Semester A.

As you will see, there are five units in your Classbook and Skills Book. Each unit is about a different topic, and consists of twelve lessons all related to that topic. Each lesson in the unit has a different main language focus. These are Reading and Understanding; Grammar; Listening and Speaking; Writing; a Project and a 'Let's Read' section.

In addition to the Classbook and Skills Book, you will need an exercise book to make notes and to write down the answers to some of the activities in the Classbook.

Remember to look after your Skills Book.

Contents

Learning Outcomes for Grade 5A page ii

UNIT 1 **Welcome Back to English** page 2

UNIT 2 **Kids Like Us** page 12

UNIT 3 **Growing Up** page 22

UNIT 4 **Going Places** page 32

UNIT 5 **Friendship** page 42

This is my book.

My name is

Learning Outcomes for Grade 5A

UNIT 1 Welcome Back to English

- can make introductions
- can talk about things you like and don't like doing
- can read and understand descriptions of past events
- can understand and follow classroom instructions
- can listen for general information about past events
- can use the simple past tense
- can spell regular and irregular past tense verbs
- can write about things that happened in the past
- can make a dictionary page
- can differentiate between past verb ending sounds

Unit 2 Kids Like Us

- can talk about likes and dislikes
- can read and understand descriptions and emails
- can understand and tell the time
- can talk about daily activities and routines
- can listen for general information about daily routines
- can listen for specific information about time
- can write a description about daily routines
- can plan and do a survey
- can spell plural nouns correctly
- can pronounce the endings of plural nouns correctly

Unit 3 Growing Up

- can talk about life cycles
- can talk about ability using 'can' and 'can't'
- can read and understand factual information about life cycles
- can listen for general and specific information about abilities
- can use time sequence words (first, next, then, finally)
- can do a survey about abilities
- can write a paragraph about what you do after school
- can spell plural nouns correctly
- can research and write about an Omani animal
- can recognise short and long 'a' sounds in words

Unit 4 Going Places

- can read and understand factual information
- can make suggestions
- can accept or refuse suggestions
- can listen for general information and specific information about tourist activities
- can talk about activities for tourists
- can recognise proper nouns
- can write a paragraph about a place in Oman
- can design a website page
- can spell words with double letters
- can recognise short and long 'oo' sounds in words

Unit 5 Friendship

- can talk about how friends behave
- can categorise adjectives
- can read and understand stories about friendship
- can understand and use question words
- can listen for general information about friendship
- can listen for specific information about friendship
- can write a paragraph about a friend
- can correct errors in writing
- can make a poster about friendship rules
- can understand the use of syllables



Welcome Back to English




Reading and Understanding

1 Read and match.

Match each text to a picture.
Write the letters into the circles.

1

I'm Sami.
I'm from Oman.
I have English
five times a week.
I like playing
football.




I'm Toshi.
I'm from Japan
and I learn
English at school.
I like cooking
with my mum.



2

My name's
Julie and I live
in France. I know
lots of English
words. I like
going shopping.



3

I'm Siham. I'm Omani
and I'm in Grade 5.
My favourite subject is
English. I like learning
new words.



4

My name's
Hans. I'm from
Germany. I've
got a lot of
English friends.
I like playing
basketball.



2 Read and complete.

Complete the table with information
from Activity 1.

	Name	Country	What he/she likes doing
1	Sami	Oman	playing football
2			
3			
4			
5			

Working with Words

3 Read, match and write.

Write each word on the line beside a picture.
Note: There is one extra word.

fishing camping walking climbing swimming ~~running~~ shopping sailing cycling




1


running



2




3




4




5



6



7



8

4 Ask and answer.

Student A

What do you like doing?

What don't you like doing?



Student B

I like watching TV.

I don't like swimming.



5 Write.

Write two sentences about yourself.

I like

I don't like

Grammar

Let's Look at Grammar

When something happened in the past, we use verbs in the past tense.

Regular verbs

We add **d** or **ed** to the present tense of regular verbs to make the simple past.

like + d = liked dance + d = danced
 play + ed = played want + ed = wanted

Irregular verbs

Irregular verbs have different past tenses.



Remember! Verbs are **doing** words. They can be regular or irregular.

Simple present and past tense of the verb **to be**

Present tense	Past tense	Present tense	Past tense
see	saw	I am	I was
go	went	you are	you were
come	came	He, she, it is	He, she, it was
do	did	We, you, they are	We, you, they were

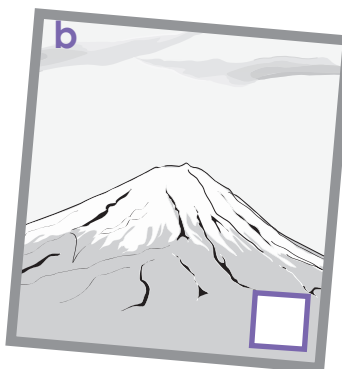
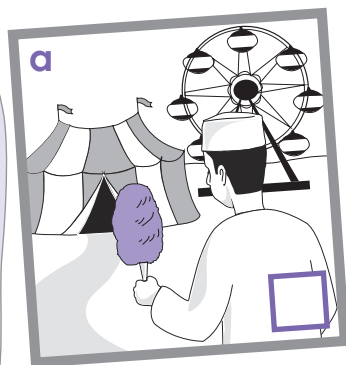
1 Read and match.

Read the texts and match each one to a picture. Write its number into the correct box.

I flew to Salalah with my mum and dad. We stayed with my uncle. I saw lots of coconut trees and camels. I liked the rain.

Siham

1



I went to the sea with my family. I collected lots of sea shells. I played beach volleyball with my sister. It was brilliant!



Rose

3

I climbed Mount Fuji with my dad. It was very high! There was snow on the mountain. I took lots of photos. It was great!

Toshi

2



I went to Muscat with my family. We visited the funfair and I ate lots of candy floss. It was fantastic!

Ahmed

4

2 Read and find.

- (a) Which verbs are regular?
Draw a circle around them.

(b) Which verbs are irregular?
Draw a line under them.
- Read the texts in Activity 1 again.
Find the past tenses of the verbs in the box. Draw a line under them.


Read the verbs in the box below.

like	go	climb	is
take	collect	see	fly
stay	visit	eat	play

3 Read and answer.

Read the texts in Activity 1 again. Answer the questions. Write complete sentences.

- Where did Rose go? She went to the sea.
- What did she collect?
- Who did Siham stay with?
- What did Ahmed eat?
- What did Toshi climb?



4 Look, find and write.

Look at the box below. Find the past tense of each verb on the left. Then write the past tense verbs on the lines on the right.

Present tense	w a l k e d c s a w g h w y x a i d l o l n k n p b w e n t i a w d l m q u n c s r r i a o s r a n t e o b y k w t o d e z t m e x a u n s n t e w d p s r g w e p j l a v q i b a d a l o o k e d s m										Past tense
play											played
walk										
is										
run										
go										
listen										
write										
look										
swim										
see										

Listening and Speaking

1 Find and write.

Find these things in the pictures below.
Write the letters of the pictures into the boxes.

1 sea

2 pyramids

3 fishing boat



4 countryside

5 computer

6 funfair

7 football

8 baby



2 Listen and find.

Listen to the children talking about things they did in the holidays. Find the picture in Activity 1 that shows what each child did. Write the letter of each picture into the correct box.

1 = Picture

4 = Picture

2 = Picture

5 = Picture

3 = Picture

6 = Picture

3 Ask and answer.

What did you do in the holidays?

I visited my grandmother.

Student A



Student B



I went on a picnic with my family. What did you do?

4 Write.

Write three sentences about other things you did in the holidays.

Examples:

I went to the beach. I swam in the sea. I bought some new shoes.

1

2

3

5 Present.



Choose one of the things you wrote in Activity 4. Tell your class about it.

Example:



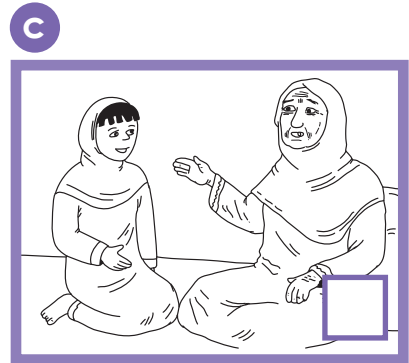


I went to Salalah with my family. We visited my uncle on his farm. We saw lots of camels.



Writing

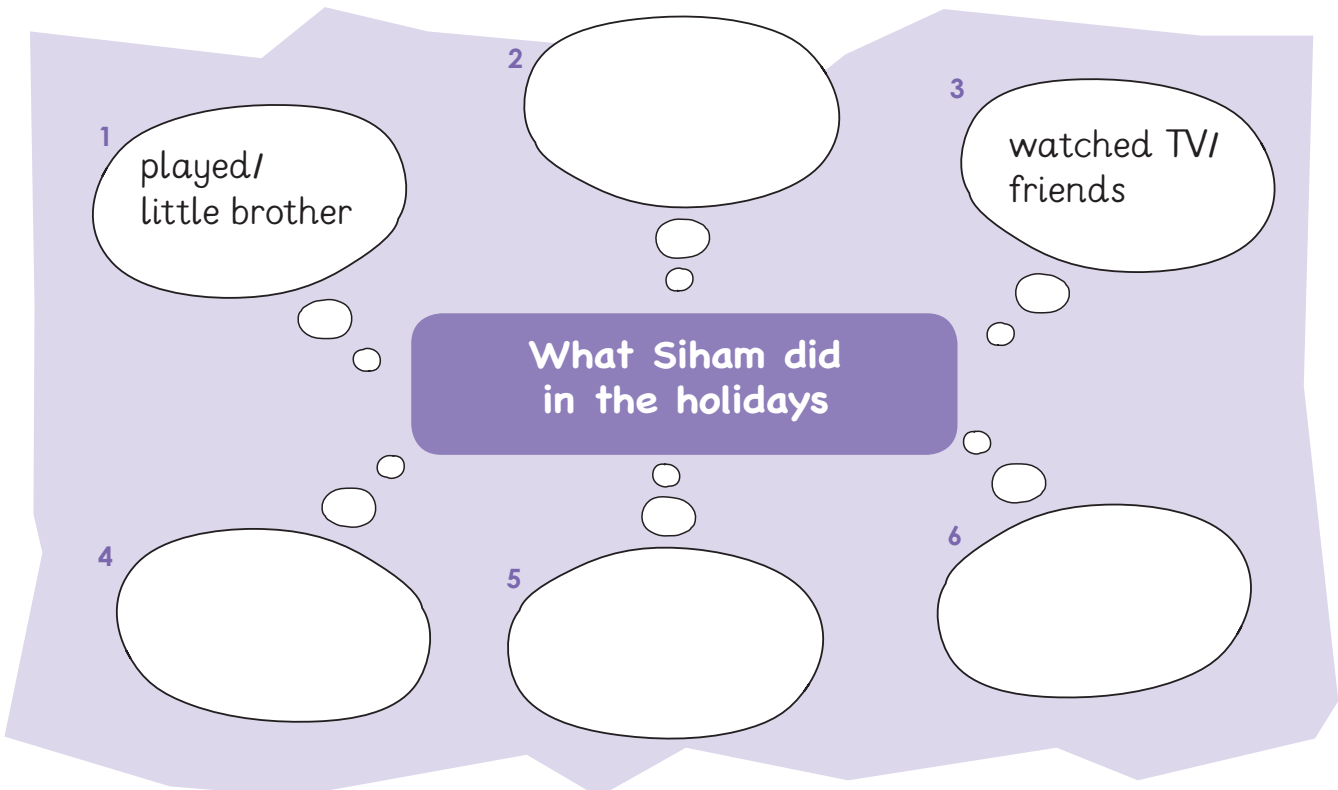
1 Listen and match.

Listen to the list of things that Siham did in the holidays. Match each number to the correct picture.



2 Read and complete.

Complete Siham's mind map with the things she did in the holidays.



3 Read and complete.

Complete each gap with a word from the box.
 Note: There is one extra word.


camping cake brother rode kitchen grandmother watched

What Siham did in the holidays

Siham did lots of things in the holidays. She played with her little (1)
 and helped her mum in the (2) Sometimes she (3)
 her bike and (4) TV with her friends. She also chatted with her
 (5) and went (6) with her family.

4 Plan.

Make a mind map like Siham's with six things **YOU** did in the holidays.



5 Write.

Write about what **YOU** did in the holidays

What I did in the holidays

.....

.....

.....

.....

.....

.....

Working with Sounds

1 Listen and tick.

Listen to the words and tick the sound you hear.

t

d

id

played

liked

wanted

thanked

visited

climbed

started

picked

stayed

2 Read, think and complete.

To change a regular verb from the present to the past we add **—ed**, but the sounds at the ends of these words are different.

Read and complete the sound rules below.

played, **climbed** and **stayed** end with the sound

liked, **picked** and **thanked** end with the sound

visited, **wanted** and **started** end with the sound

Grammar

1 Read and complete.

Complete each sentence with the past tense of the verb.

- Yesterday I _____ **made** _____ a cake with my mum. (make)
- The children _____ their teacher a present. (give)
- My uncle _____ a new car. (buy)
- Last weekend we _____ shopping. (not go)
- In the holidays I _____ my friend in London. (visit)
- Maha _____ to Salalah. (not fly)
- Hassan _____ his brother to the park. (take)
- The students _____ to the CD in class. (listen)

Score

Vocabulary

2 Sort and write.

Sort the letters in each word in order to make a school subject.

- trA **Art**
.....
- sthMa
.....
- lshingE
.....
- cbAria
.....
- niecSec
.....
- ptSor
.....
- suciM
.....
- ilmsalc dsSieut
.....

Score

Spelling

3 Listen and write.

Listen to the words and write them on the lines.

- 6
- 7
- 8
- 9
- 10

Score

How did you do?

Total score	Very good	OK	Not very good
<input type="text" value="24"/>			
Grammar	6 - 7	4 - 5	less than 4
Vocabulary	6 - 7	4 - 5	less than 4
Spelling	8 - 10	6 - 7	less than 6

1 Read and complete.



a

Manka

is 11 years old. She is one of the Masai people and lives in

Tanzania. Manka lives in a hut. Lots of wild animals live in the grassland close to Manka's home. There are elephants, lions and leopards. Manka likes elephants, but she doesn't like lions.

Manka likes going to school. Her favourite subject is English. Every day, before school, Manka walks three kilometres to get water. The water is used for cooking and cleaning.

Read the texts a, b and c, then complete the table below.

b

Steven

is 12 years old. He lives in New York, in the USA. He lives in a flat with his mother, father, sister and brother.

Steven's father drives him to school. Steven likes school, and his favourite subject is Art. After school, Steven likes roller skating in the park. He does his homework after he eats dinner with his family.



c

Mohammed and Rashid

are twin brothers. They live in Sohar, in Oman. They are 10 years old. They live with their mother, father, grandmother and five sisters.

Mohammed and Rashid walk to school every day. They start school at seven o'clock.

Mohammed's favourite subject is Science but Rashid likes Arabic.

After school, Mohammed and Rashid like playing football with their friends.

Mohammed's favourite food is pizza and chips, but Rashid likes chicken and rice.



	Name	Age	Country
a			
b			
c			

2 Read and answer.

Read the text on page 12 again and answer the questions.

1 How old is Manka?

.....

2 What does Manka do before school every day?

.....

3 What does Steven like doing after school?

.....

4 How many people live in Mohammed and Rashid's house?

.....

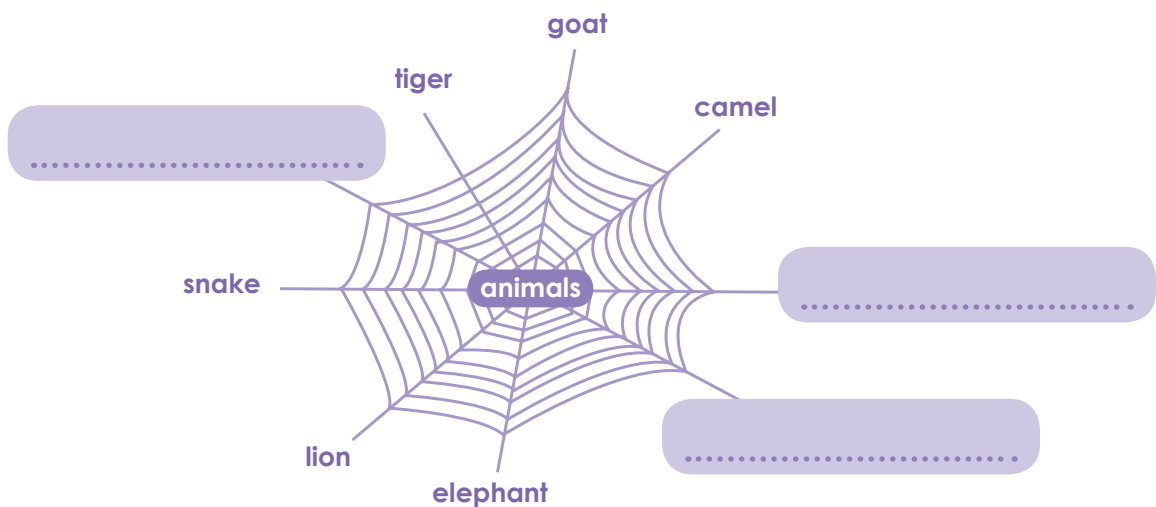
5 What is Mohammed's favourite subject?

.....

Working with Words

3 Look and think.

Look at the word web below. Add three more animal words to it.



4 Organise.

Make more word webs for each of these topics: school subjects, and daily activities.




Grammar

Let's Look at Grammar

The present simple

We use the **present simple** to talk about daily activities and things which are true.

Read these sentences and write the rule.



Verbs in the present simple end in -S for , and

1 Look and write.

1 What do you like?

I

2 What does he like?



He



3 What does she like?



She



4 What does it like?



It



5 What do they like?



They



2 Think and complete.

Think about the two questions and then write the rule.





When do we use **do** ?

When do we use **does** ?

We use for **I, you, we, they**. We use for **he, she, it**.

3 Ask, answer and complete.



Name	 spiders	 camels	 snakes	 cats



4 Write.

Write three sentences about animals your friends like and 3 sentences about animals your friends don't like using the information from Activity 3.

Example: Ahmed likes cats.




1
2
3



1
2
3

5 Write about you.

Write sentences about things you like and don't like.




.....
.....
.....


Listening and Speaking

1 Listen and draw.


Listen to the statements about Huda's day.
Draw the correct time on each clock.



1




2




3



4



5

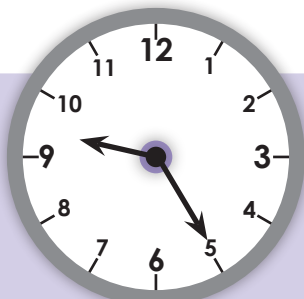


6

2 Look and answer.

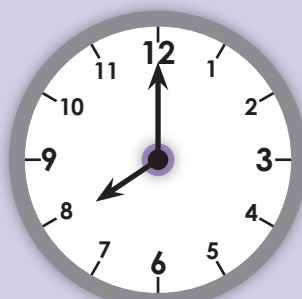


a



b

What time is it?



c



d

It is half past two.

3 Listen and answer.

Listen to Ali talking about himself.
Shade in the bubble for each correct option.

1 Ali lives in

Sohar

Sur

Muscat

2 Ali gets up at

5:00

5:15

5:45

3 He goes to school

by bus

by car

on foot

4 In the afternoon, he and his brother

play football

watch TV

water the garden

5 He has dinner at about

7:00

7:30


8:00

6 Before going to bed, Ali

reads a story

has a shower

brushes his teeth



Writing

1 Read and write.

Carlos' life

My name is Carlos.
I live in Mexico.



I live in a house with my mother,
father, brothers, sister,
and my grandfather.



My favourite food is tortilla.



My favourite animals are tortoises.



My favourite subjects are maths
and science.



My favourite colour is green.



My best friend is called Pedro.



My hair is brown.
My eyes are green.
I am 1m 10cm tall.




Read about Carlos' life. Then write about your life in the same way.

Draw your picture at the top.

My life

My name is

I live in



.....

.....

.....

.....

.....

.....

.....

.....

.....

.....

.....

.....

2 Think and write.

Think about the things you do every day. Write sentences on the lines. Put the activities into the correct order. Add the times.

I get up at five o'clock.

I

- pray
- finish school
- have dinner
- go to school
- do my homework
- have breakfast
- go to bed
- brush my teeth
- watch television
- have lunch

3 Write.

Imagine that you are writing to a new friend in the IKC. Write an e-mail about your life. Describe what you do everyday.

To:@ikc.com

From:@ikc.com

Subject: Hello!

Dear,



.....

.....

.....

.....

.....

.....

.....

.....

.....

Bye




.....

Working with Sounds

1 Listen and repeat.

~~boxes~~ cakes ~~dogs~~ foxes snakes
 drums schools dishes classes
~~books~~ subjects brothers kids dresses

2 Sort and write.

/ s /	/ z /	/ iz /
 books	 dogs	 boxes

3 Say the tongue twister.

Kids saw foxes in boxes and snakes in lakes.

Grammar

1 Read and complete.

- | | | |
|---|---|-------------------|
| 1 | I <u>like</u> strawberries. | (like / likes) |
| 2 | My brother like apples. | (don't / doesn't) |
| 3 | What they like? | (do / does) |
| 4 | Ahmed swimming. | (likes / like) |
| 5 | he like the rain? | (Does / Do) |
| 6 | Do like coffee? | (he / they) |
| 7 | Sami and Moosa English and Maths. | (like / likes) |

Score

Vocabulary

2 Read, sort and complete.

Sort the letters in brackets.
Then complete the sentences.

- | | | |
|---|--|------------|
| 1 | I usually <u>get up</u> at six o'clock in the morning. | (egt pu) |
| 2 | My school at quarter to two. | (shinifes) |
| 3 | Nasser lunch at half past two. | (etsa) |
| 4 | I always my teeth before I go to bed. | (rsbhu) |
| 5 | We tennis at four o'clock in the afternoon. | (ylpa) |
| 6 | I with my father in the Masjid. | (pyar) |
| 7 | I my homework after dinner. | (od) |
| 8 | At seven o'clock I TV with my brother. | (twhca) |

Score

Spelling

3 Listen and write.

- | | | | |
|---|-------|----|-------|
| 1 | | 6 | |
| 2 | | 7 | |
| 3 | | 8 | |
| 4 | | 9 | |
| 5 | | 10 | |

Score

How did you do?

Total score	Very good	OK	Not very good
<input type="text" value="24"/>			
Grammar	6 - 7	4 - 5	less than 4
Vocabulary	6 - 7	4 - 5	less than 4
Spelling	8 - 10	6 - 7	less than 6

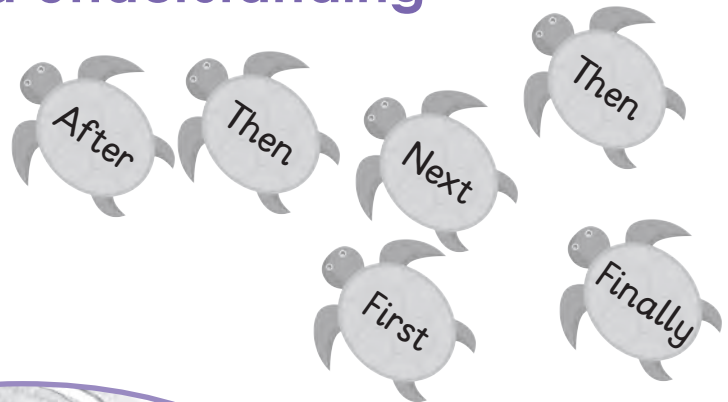
UNIT 3

Growing Up

Reading and Understanding

1 Read, match and write.

- A** Match each picture to a text.
Write its number beside the text.
- B** Complete each sentence with one
of the words in the turtles.



5 a , she goes back to the sea.

b , the baby turtles run into the sea where they live and grow.

c eight weeks, tiny turtles hatch out of the eggs.

d , she digs a hole in the sand.

e The female turtle comes out of the water to lay her eggs on the beach.

f , she uses her back feet to cover the eggs with sand.


g , she lays her eggs.

Working with Words

2 Read, find and write.

Complete each gap in the text with one of the words from the box.

hole days ~~eggs~~ grows butterfly fly leaf changes



The Life Cycle of a Butterfly



First, a female butterfly lays her (1) eggs under a (2) leaf. After about 10 (3) days, a caterpillar makes a (4) hole in the egg and comes out. Next, the caterpillar eats and eats until it is fully grown. Then it (5) changes into a chrysalis and the butterfly (6) flies inside. Finally, the (7) butterfly comes out of the chrysalis and can (8) fly away to lay eggs of her own.

3 Complete the puzzle.

Clues

Across


- 2 This minibeast has six legs.
- 5 This minibeast makes a web.
- 6 This minibeast has beautiful wings.
- 7 This minibeast carries a shell on its back.

Down

- 1 This minibeast becomes a butterfly.
- 2 This minibeast makes honey.
- 3 This minibeast has no legs.
- 4 This minibeast lives in a nest under the ground.












Minibeast Puzzle



Grammar

Let's Look at Grammar










Read these examples.

-  I can read English.
-  He can play football.
-  Pam can play the piano.
-  It can jump.
-  They can swim.
-  You can write English.
-  She can use a telephone.
-  Ahmed can ride a camel.
-  We can speak English.

Remember!
The words 'can' and 'can't' (cannot) don't change.



We use (✓) for when **I, you, he, she, it, we, they** are able to do something.

-  I can't read Japanese.
-  He can't play the guitar.
-  Rose can't play football.
-  It can't fly.
-  They can't jump.
-  You can't write Japanese.
-  She can't use a calculator.
-  Brian can't play the piano.
-  We can't speak Japanese.

We use (X) for when **I, you, he, she, it, we, they** are not able to do something.

1 Read, think and write.

Read the questions.
Write short answers on the lines below.

The five senses

1 Can you see with your



?

No, I can't.

2 Can you smell with your



?

3 Can you hear with your



?

4 Can you touch with your








?

5 Can you taste with your



?

2 Read, think and write.

	play football 	ride a horse 	speaking English 	play the guitar 	use a computer 
Ahmed	✓	✗	✓	✗	✓
Rose	✗	✓	✓	✗	✓


Ahmed

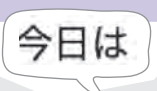
- Ahmed can play football.
- Ahmed can't ride a horse.
-
-
-


Rose


- Rose can't play football.
- Rose can ride a horse.
-
-
-


3 Think and sort.


a computer



Japanese



basketball



a camel



Arabic


	play	speaking	use	ride
basketball				



a bike



a horse


a phone


the drums


football


a calculator


English

Write three things you can do.

Write three things you can't do.

Listening and Speaking

1 Look, listen and match.


1 Look at the five pictures **A** to **E** below.



A



B



C



D



E

2 You are going to hear five texts. Each text describes one of the pictures **A** to **E** above. Listen, and match each text with the correct picture. Shade in the bubble under the letter of the matching picture.


	A	B	C	D	E
1	<input type="radio"/>	<input type="radio"/>	<input type="radio"/>	<input type="radio"/>	<input type="radio"/>
2	<input type="radio"/>	<input type="radio"/>	<input type="radio"/>	<input type="radio"/>	<input type="radio"/>
3	<input type="radio"/>	<input type="radio"/>	<input type="radio"/>	<input type="radio"/>	<input type="radio"/>
4	<input type="radio"/>	<input type="radio"/>	<input type="radio"/>	<input type="radio"/>	<input type="radio"/>
5	<input type="radio"/>	<input type="radio"/>	<input type="radio"/>	<input type="radio"/>	<input type="radio"/>

2 Do a survey.

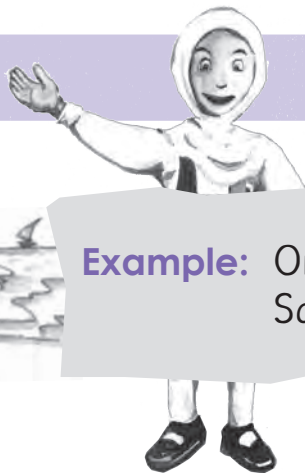


Activities				
Names of students	1.	2.	3.	4.
1.				
2.				
3.				
4.				

3 Ask and answer.



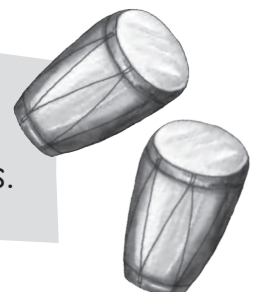
4 Present.



Look at the information in the chart in Activity 2. Tell your class about what your friends can and can't do.



Example: Omar can swim.
Saif can't play the drums.



Writing

1 Write.

Put the words in each sentence below into the correct order. Write the sentences on the lines.

1 to fall the First, ground. seeds

First, seeds fall to the ground.


2 grows. a Next, plant

3 water plant light. and needs The

4 flower grows. a Then,


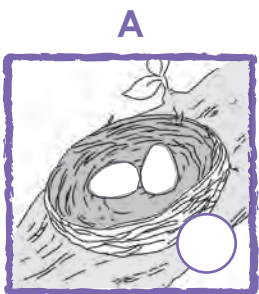
5 grows flower The seeds.

6 seeds the ground to Finally, fall the



2 Order and write.

1 Put the four pictures below into the correct order. Write a number 1 – 4 into the circle on each picture.



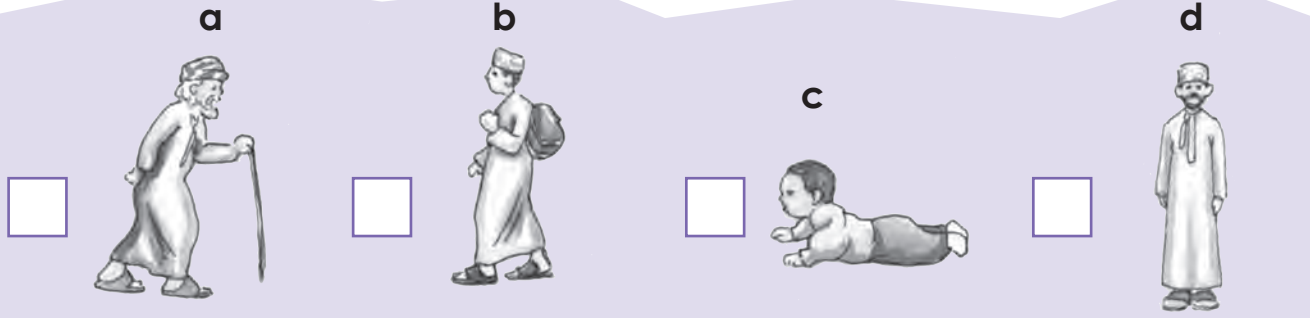
2 Write a sentence about each picture on the lines below. Use one verb from the egg on the right in each sentence.

- 1 **First,** the birds make a nest.
- 2 **Next,**
- 3 **Then,**
- 4 **Finally,**



3 Look, think and order.

All living things grow and change.



Write these words in the correct place under each picture:

- an adult an old man a baby a teenager

4 Listen and complete.

Listen to Asma talking about what she does after school. Complete each gap with a word from the box.

- homework family bed milk dinner brother

What Asma does after school

When I get home from school, **first** I have a glass of (1) _____ and a sandwich. **Next**, I play with my little (2) _____ and sister. **After that**, I do my (3) _____. **Then**, I have (4) _____ with my (5) _____. **Finally**, I go to (6) _____.



5 Write.

Write a paragraph about what you do after school. Use the words from the box on the right. Remember to use capital letters, commas and full stops.

What I do after school

When I get home from school, first I

.....

.....

.....

.....

.....

- First
- Next
- After that
- Then
- Finally

Working with Sounds

1 Listen and repeat.

Short and long 'a' sounds.

hand

cake

snail

man

whale


cat

map

rain

2 Sort and write.

Write the words with the same 'a' sound together.



3 Say the tongue twister.

Take the clever clown can cook cakes.

Kate cannot.



Grammar

1 Read and complete.

- Sami can ride a bike.
- Rose volleyball.
- Maha a computer.
- Toshi Japanese.

Complete each sentence using **can** and one of these verbs: **play, use, speak, ride**.

- Ahmed the drums.
- Toshi a phone.
- Hassan a horse.
- Fatma the piano.

Score

Vocabulary

2 Circle.

- | | | | | | |
|---|--------|----------|---------------|----------|----------|
| 1 | baby | adult | <u>turtle</u> | teenager | old man |
| 2 | seed | root | leaf | flower | nest |
| 3 | horse | whale | goat | sheep | cat |
| 4 | ear | book | eye | nose | mouth |
| 5 | uncle | sister | school | mother | cousin |
| 6 | year | month | yellow | week | day |
| 7 | sea | mountain | forest | desert | building |
| 8 | Monday | March | Sunday | Tuesday | Friday |

Circle the odd one out.

Score

Spelling

3 Listen and write..

- | | | | |
|---|-------|----|-------|
| 1 | | 6 | |
| 2 | | 7 | |
| 3 | | 8 | |
| 4 | | 9 | |
| 5 | | 10 | |

Listen to the words and write them on the lines.

How did you do?

Total score		Very good	OK	Not very good
<input type="text"/>	<input type="text" value="24"/>			
Grammar		6 - 7	4 - 5	less than 4
Vocabulary		6 - 7	4 - 5	less than 4
Spelling		8 - 10	6 - 7	less than 6

Score

Going Places

Reading and Understanding

1 Read and match.

Read about these animals from Australia.
Match the animals and their descriptions.

kangaroo



kookaburra



wombat



koala bear



1

These are small animals that live in gum trees. They have small eyes and big noses. They have big ears with long fluffy fur. They have 5 fingers with long claws on each hand. These animals sleep for about 20 hours each day. They wake up and eat at night. They eat gum tree leaves.

2

These animals dig holes and live in the ground. They have short legs, sharp claws and small ears. The female has a pouch where babies live until they can walk. These animals only come out at night. They eat grass and leaves.

3

These are noisy birds. Their call sounds like someone laughing. These birds live for a long time, sometimes up to 20 years. They have a white head and neck and dark brown wings and tail. They have a white stomach and short grey legs. These birds eat insects and small lizards and frogs.

4

These are large animals. They have two big, strong legs with very long feet but their arms are very short. They have a small head with big ears. They also have a long, thick tail. The female has a pouch where the baby lives when it is young. They eat grass and leaves but they do not drink a lot of water.

Working with Words

2 Read and match.

Match the verbs from the box with the correct nouns.

go and see visit have play learn go

1 Australia
Ayers Rock

4 with a boomerang
football

2 about Australian animals
about Australian history

5 the kangaroos
the crocodiles
the cave paintings

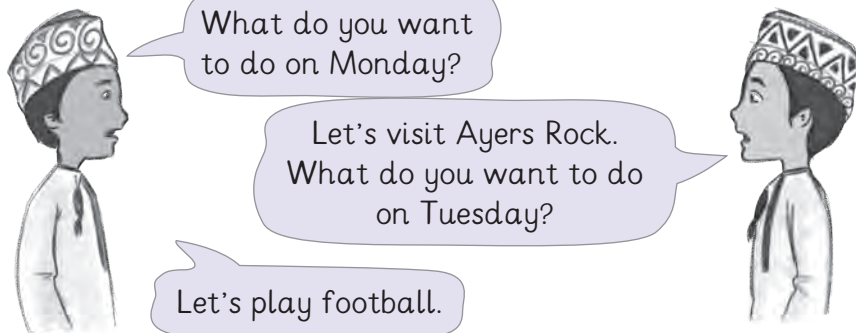
3 to Sydney
to the beach
surfing

6 a barbecue
a picnic


3 Ask and answer.

Work with a partner.

Ask and answer questions about the pictures using the verb-noun phrases from Activity 2.



A



B



Grammar

Let's Look at Grammar

Making Suggestions

There are different ways to make suggestions. For example:

Let's play football (verb)

Why don't you/we visit Australia? (verb)

How about having a barbecue? (verb + ing)

Remember!
There are different ways to make suggestions.



1 Read and complete.

Complete each suggestion with the correct form of the verb.



1 How about to the beach? **(go)**



2 Let's a picnic. **(have)**



3 Why don't we the koalas? **(go and see)**



4 How about Sydney? **(visit)**

2 Think and write.

Look at page 40 in your Classbook. Find two ways to accept a suggestion and two ways to refuse a suggestion. Write them on the lines below.



Accept a suggestion

1

2



Refuse a suggestion

1

2

3 Order and write.

Write the words in the correct order.

1 Example:

kangaroos. / Wednesday / see / Let's / on / the



Let's see the kangaroos on Wednesday.

like / yes, / I / kangaroos! / Oh



Oh yes. I like kangaroos!

2

going / How / surfing? / about



I / the / Oh / sea. / no! / don't / like



3

to / Why / the / we / zoo? / don't / go



great / idea / love / animals. / a / I / That's



4

football. / play / Let's



boring. / no! / That's / Oh



5

movie / How / Thursday? / about / on / watching / a



yes, / great. / Oh / That / sounds



Listening and Speaking

1 Listen and order.



David and Ahmed are chatting online about David's visit to Oman. Listen to their suggestions.

Number the activities in the order they talk about them. Write each number in the circle in the top left of each picture.



Camping in Sharqiyah



The dhows in Musandam



The blowholes in Dhofar



The Grand Mosque in Muscat



Camel racing in Dakhiliya



The natural spring in Batinah

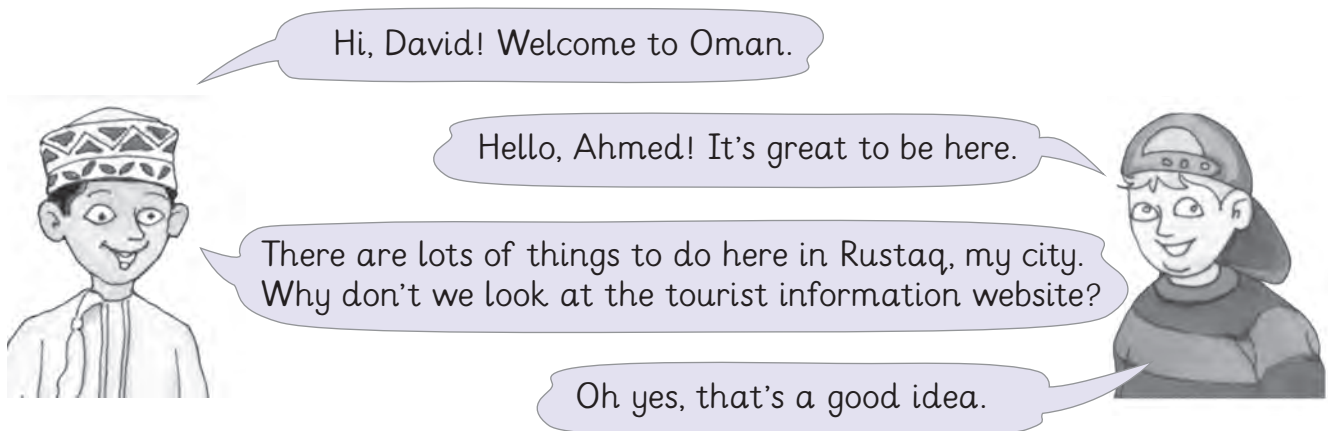
2 Listen and check.

Listen again and decide if David and Ahmed accept or refuse each other's suggestions.

Put a ✓ tick in the bottom right of to the picture if they accept the suggestion.

Put a ✗ cross if they refuse it.

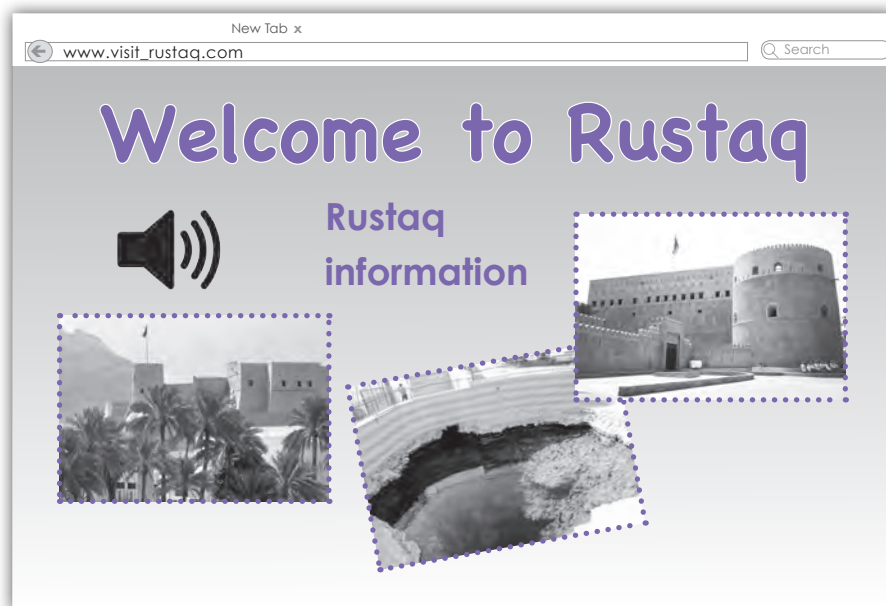
3 Listen and read.



4 Read, match and listen.

David is listening to information about Rustaq from the tourist information website.

Read and match the sentence halves. Then listen and check your answers.



- | | |
|------------------------------------|---|
| 1 Rustaq is famous for | a one of the largest forts in Oman. |
| 2 In Rustaq, you can also see | b try some Omani honey. |
| 3 There are also | c is one of Oman's oldest markets. |
| 4 If you visit Rustaq, you have to | d its hot spring. |
| 5 The souq in Rustaq | e interesting places nearby, like Al Hazm Castle and Wadi Sahtan. |

Writing

1 Read and complete.

Read the paragraph below.

Complete each of the gaps with one of the words from the box on the right.



(1) Welcome to Nakhal

Nakhal is a traditional (2) at the bottom of the Hajar Mountains. It is famous (3) its dramatic fort. If you visit Nakhal, you have to (4) the fort. You can also (5) the Nakhal hot springs or how (6) hiking in Wadi Mastal? You can also drive to Wakan village, where Omani farmers (7) fruit and vegetables. There are lots of things to see and (8) in Nakhal!

- about
- town
- do
- ~~Welcome~~
- visit
- explore
- for
- grow

2 Read and label.

Read the paragraph about Musandam.

Label the different parts of the paragraph.



(1) Let's visit Musandam

(2) Welcome to Musandam, an area in the north of Oman.

(3) Musandam is separated from Oman by the UAE. (4) If you visit Musandam, you can go to Khasab Castle and explore the dhow port. Or how about taking a dolphin watching boat trip or a 4WD trip to Jebel Hareem?

(5) There are lots of exciting things to do in Musandam.

- Interesting fact about the place
- Title/topic of the paragraph
- Main body of the paragraph (specific information for tourists about the place)
- Topic sentence (introducing the place)
- Final sentence of the paragraph

3 Read and order.

Read the sentences and put them into the correct order to make a paragraph.



Bar Al Hikman

- If you visit, you can go bird watching in the village of Filim.
- 1 Bar Al Hikman is a beautiful place in Oman.
- Bar Al Hikman is an interesting and unusual place to visit.
- It is very flat and you can see flamingoes there.
- You can also explore the salt flats. Or how about camping on the white sandy beaches?

4 Make a plan.

Choose a place in Oman to write about.
Make a plan for your paragraph.

Title/topic
 Topic sentence
 Interesting fact (Place) is famous for
 Specific information/ things to do
 1
 2
 3
 Final sentence

5 Write.

Write your paragraph.

Working with Sounds

1 Listen and repeat.




a book



a balloon



look



a boomerang



kangaroo




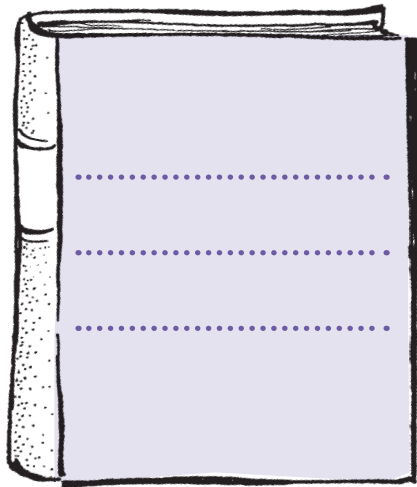
foot



moon

2 Sort and write.

Write the words with the same 'oo' sound together.



3 Say the tongue twister.



Look! A cook with a book and a kangaroo in Wanneroo.

Grammar

1 Read and complete.

eat go and see visit going have exploring go shopping

- 1 Let's visit Oman.
- 2 How about to the beach?
- 3 Why don't we traditional food?
- 4 How about Ayer's Rock?
- 5 Why don't you a picnic?
- 6 Let's to the museum.
- 7 Why don't we the kangaroos?
- 8 How about in the souq?

Complete each suggestion with the correct verb.

Score

Vocabulary

2 Circle.

Verbs

- 1 take go and see explore
- 2 have visit play
- 3 visit go take
- 4 have explore see
- 5 play take go
- 6 take have visit
- 7 have explore play
- 8 learn visit go

Circle the verb that matches the nouns.

Nouns

- the crocodiles, the Grand Mosque
 football, boomerang
 Nizwa, the National Museum
 a barbecue, a picnic
 to the beach, to the souq
 a boat trip, a photo
 Jebel Shams, Rustaq Fort
 about Omani history, Omani culture

Score

Spelling

3 Listen and write.

Listen to the words and write them on the lines.

- 1 6
- 2 7
- 3 8
- 4 9
- 5 10

Score

How did you do?

Total score	Very good	OK	Not very good
<input type="text" value="24"/>			
Grammar	6 - 7	4 - 5	less than 4
Vocabulary	6 - 7	4 - 5	less than 4
Spelling	8 - 10	6 - 7	less than 6

1 Read and circle.

Read the questions.

Circle the letters of the best answers for you.

Quiz

Are You a Good Friend?

- 1 **Your friend always forgets to do their homework.** Do you.....?
 (a) tell your teacher (b) always help your friend to do it (c) help your friend the first time only
- 2 **Your friend tells you an interesting secret.** Do you tell.....?
 (a) nobody (b) your mum (c) everyone in the class
- 3 **You get a good mark in a school test, but your friend doesn't.** Do you.....?
 (a) make fun of your friend (b) help your friend study for the next test (c) tell your friend to work harder
- 4 **Some other children are hurting your friend.** Do you.....?
 (a) try and stop the children (b) do nothing (c) tell your teacher
- 5 **You are playing football and your friend falls over.** Do you.....?
 (a) do nothing (b) stop and help (c) keep playing and score a goal
- 8 **You lose your English book and borrow your friend's book.** Do you.....?
 (a) keep it (b) wait for your friend to ask for it (c) try to find your own book

2 Find and read.

1 Add up your points and find your score.
Write your score into the box at the end of the chart.

- | | |
|----------------------------|----------------------------|
| 1 a = 0 b = 1 c = 2 | 4 a = 1 b = 0 c = 2 |
| 2 a = 2 b = 1 c = 0 | 5 a = 0 b = 2 c = 1 |
| 3 a = 0 b = 2 c = 1 | 6 a = 0 b = 1 c = 2 |



Total Score	<input style="width: 50px; height: 20px;" type="text"/>
-------------	---

2 Find the box with information about your score.
How good a friend are you?



8 points or more

You're a great friend!
Your friends are lucky to have you as their friend.



4-7 points

You're a good friend most of the time, but sometimes you need to think about your friends more.



3 points or less

Oh dear! You don't think about your friends very much! Try to help them more.

Working with Words

3 Read and complete.

Read the words in the box.
Write them under the correct heading.

kind selfish honest loyal mean helpful hurtful uncaring

A Good Friend

A Bad Friend

Grammar

Let's Look at Grammar

Question words

What?

We use this when we want to find out **more information about something**.

Who?

We use this when we want to find out about **a person or people**.

How?

We use this when we want to know **the way something happened**.

Which?

We use this when we want to identify **a particular thing**.

Where?

We use this when we want to know about **the location of something**.

When?

We use this when we want to know about **the time of something**.

Why?

We use this when we want to find out **the reason for something**.

Whose?

We use this when we want to find out **who owns something**.

Remember!
Begin a question with a **capital letter** and end it with a **question mark**.



Note: Questions can also be formed by using an auxiliary word, for example:
Do you like pizza? Can she speak French? Did you see him?

1 Order and write.

Put the words in each sentence below into the correct order. Write the sentences on the lines. Add a question mark at the end of each one.

1 bag What new is colour your

What colour is your new bag?

2 souq you When going to are the

.....

3 are today Why you tired

.....

4 teacher new is your Who

.....

5 live Where friend does your

.....

6 to How you do school come

.....



2 Read and complete.

Complete each question with one of the phrases in the box.

How much?

How many?

How often?

How long?

- 1 do you visit your uncle?
- 2 did you stay in Nizwa?
- 3 people live in Rustaq?
- 4 did your new bag cost?

3 Read and circle.

Read Maha's e-mail to her new friend, Sally.
Circle the correct question words.

To: sally@ikc.com
From: maha@ikc.com
Subject: Hello from Oman!

Dear Sally,

- 1 **How / Who** are you? My name is Maha and I live in Oman.
- 2 **What / Where** do you live?

I am eleven years old. 3 **Who / How** old are you? I have three sisters and one brother. 4 **How long / How many** brothers and sisters do you have?

My favourite food is pizza. 5 **When / What** is your favourite food?

My best friend is called Huda. 6 **What / Who** is your best friend?

- 7 **When / Why** don't you come to Oman and visit me?
- 8 **When / Which** would you like to come?

Bye for now.

Maha






Listening and Speaking

1 Listen and complete.

Listen to three children talking about their best friends.

As you listen, complete the table below.

	A 	B 	C 
1	Name of his/her best friend.
2	How long they have known each other. years
3	Why he/she likes his/her best friend.

2 Write, ask and answer.

1 Read the two questions below. Write three more questions to ask a friend on the lines underneath.

- 1 Do you like camping?
- 2 What's your favourite school subject?
- 3
- 4
- 5

2 Work with a partner. Take turns to ask and answer the questions.

Student A



Student B



Do you like camping?

Yes. I do.

What's your favourite subject?

.....

3 Ask and find.

Ask questions to Find friends who....
Write one name into each box.

Find a friend who.....

1 Find a friend who likes drawing.

Name:

2 Find a friend whose favourite colour is blue.

Name:

3 Find a friend whose favourite meat is chicken.

Name:

4 Find a friend who has a pet.

Name:

5 Find a friend who has an older brother.

Name:

6 Find a friend who can play a musical instrument.

Name:


7 Find a friend who can swim.

Name:

8 Find a friend who comes to school by bus.

Name:

4 Present.



Example:

Maha can play a musical instrument. She plays the piano.

Laila has a pet bird. It's a parrot. It's blue and yellow.




Writing

1 Read.

Read the paragraph below.

Sally




This is my friend, Sally. She is ten years old. She has got brown hair and green eyes. Her favourite colour is red and her favourite animal is a turtle. She likes orange juice and cheese sandwiches. She also likes reading but she doesn't like drawing. I like Sally because she always helps me.

2 Read.

Read the information about David. Complete the paragraph.

David



This is my friend, He is years old. He has got hair and eyes. His favourite colour is and his favourite animal is a He likes He also likes but he doesn't like I like David because we have fun together.

- 11 years old
- blond hair, blue eyes
- favourite colour – yellow
- favourite animal - kangaroo
- likes
 - pizza and ice cream
 - playing football
 - swimming

3 Ask, answer and write.

Ask a friend questions.

Write the answers on the lines below.

Example questions:

1 How old are you?

2 What colour is your hair?



My Friend

1 Age:

2 Colour of hair:

3 Colour of eyes:

4 Favourite colour:

5 Favourite animal:

6 Likes (food):

7 Activity he/she likes doing:

8 Activity he/she doesn't like doing:

I like because

4 Complete.

Complete the paragraph below, using the information in Activity 3.

My Friend

This is my friend, She / He is years old. She / He has got hair and eyes. Her / His favourite colour is and her / his favourite animal is a She / He likes but she / he doesn't like I like because

5 Check.

Change books with another student. Check your partner's paragraph in Activity 4. Correct any errors in spelling and punctuation.

6 Write.

Choose another friend. Write a paragraph about your friend. Find or draw a picture of your friend and stick it beside the paragraph.


Working with Sounds

1 Read and listen.

Read the poem, then listen to it on the CD.

To My Friend

A friend is so important,
 You mean so much to me,
 Sharing, caring, having fun,
 Playing games when school is done.
 Always together,
 Best friends forever,
 Thank you for being my friend.



2 Read and speak.

Look at these words from the poem in Activity 1. Read them aloud.

1

friend

shar ing

im port ant

2

school

al ways

to geth er

3 Read, think and listen.

When we say some words, we can break them down into smaller parts called **syllables**. This can make them easier to read.

Look at the words below. How many syllables are there in each word? Put a line between the syllables. Write the number of syllables into the box after each word. Then listen to the words.

sand / wich	<input type="text" value="2"/>	kite	<input type="text"/>	banana	<input type="text"/>
horse	<input type="text"/>	kangaroo	<input type="text"/>	football	<input type="text"/>

Grammar

1 Read and match.

- 1 Where did you go last summer?
- 2 What's your favourite sport?
- 3 How do you come to school?
- 4 Who is Maha's best friend?
- 5 Whose book is this?
- 6 When did you last visit your uncle?
- 7 Why didn't you call me?
- 8 Which subject do you like best?

Match the questions and answers.

- a Laila.
- b Because I lost my phone.
- c Last week.
- d Salalah.
- e Football.
- f English.
- g By bus.
- h Ahmed's.

Score 7

Vocabulary

2 Sort and write.

- 1 mesli smile
- 2 easrh
- 3 erca
- 4 hpel

Sort the letters in each verb to make an action good friends do.

- 5 istnle
- 6 ltka
- 7 yapl
- 8 ehva nfu

Score 7

Spelling

3 Listen and write.

- | | |
|---------|----------|
| 1 | 6 |
| 2 | 7 |
| 3 | 8 |
| 4 | 9 |
| 5 | 10 |

Listen to the words and write them on the lines.

Score 10

How did you do?

Total score	Very good	OK	Not very good
<input type="text"/> 24			
Grammar	6 - 7	4 - 5	less than 4
Vocabulary	6 - 7	4 - 5	less than 4
Spelling	8 - 10	6 - 7	less than 6

My Learning Record

How well can you do these things?

1



very, very well

2



very well

3



OK

4



not sure

5



not very well

Unit 1

- ★ introduce yourself and a friend
- ★ say what you like and don't like doing
- ★ talk about things that happened in the past
- ★ read and write about things that happened in the past
- ★ sort words into alphabetical order

Unit 2

- ★ understand and talk about likes and dislikes
- ★ practise phrases with time
- ★ talk about daily routines
- ★ read, talk and write about your own and other people's lives
- ★ spell the plural of words that end in **-x**, **-s**, **-ch** or **-sh**

Unit 3

- ★ understand and talk about how living things change and grow
- ★ talk and write about things people can and can't do
- ★ understand and use time sequencers (first, next, then, finally)
- ★ read and understand factual information
- ★ find out information about an Omani animal

Unit 4

- ★ make suggestions
- ★ accept or refuse suggestions
- ★ talk about things you can do in Australia and Oman
- ★ write about things visitors can do in your town, city or area
- ★ spell words with double letters

Unit 5

- ★ talk about good and bad friendship behaviour
- ★ understand and use question words
- ★ write about a friend
- ★ understand how words are made up of syllables
- ★ make a poster about friendship rules

Let's Read Activities

UNIT 1

Khalid and the Coconut Tree

Classbook	page	12
Skills Book Activities	page	56

UNIT 2

Majid and His Friends

Classbook	page	24
Skills Book Activities	page	57

UNIT 3

Muscat Tom

Classbook	page	36
Skills Book Activities	page	58

UNIT 4

How the Kangaroo Got Its Pouch

Classbook	page	48
Skills Book Activities	page	59

UNIT 5

The Bell of Atri

Classbook	page	60
Skills Book Activities	page	60

Khalid and the Coconut Tree

1 Read and check.

Check the boxes with Right (✓) Wrong (x) or I don't know (?)

- | | | |
|---|---|--------------------------|
| 1 | Khalid and Salim were friends. | <input type="checkbox"/> |
| 2 | Khalid lived by the sea. | <input type="checkbox"/> |
| 3 | Salim ate a cheese sandwich. | <input type="checkbox"/> |
| 4 | Khalid got stuck in a tree. | <input type="checkbox"/> |
| 5 | The police came to rescue him. | <input type="checkbox"/> |
| 6 | Khalid and Salim went back to the beach next day. | <input type="checkbox"/> |

2 Read and match.

Match the two parts of the sentences.

- | | | | |
|---|-----------------------|---|-----------------|
| 1 | Khalid and Salim swam | a | for lunch. |
| 2 | They played football | b | to the fireman. |
| 3 | They had sandwiches | c | up the ladder. |
| 4 | Khalid wanted to get | d | in the sea. |
| 5 | The fireman climbed | e | a coconut. |
| 6 | Khalid said thank you | f | on the beach. |

3 Read and match.

Make a word from the letters at the end of each sentence.

Example: Khalid and Salim went to the E B H C A
Khalid and Salim went to the beach.

- | | | |
|---|------------------------------------|---------------|
| 1 | They ate their under a tree. | U H N C L |
| 2 | Khalid wanted to get a | T O N C C U O |
| 3 | He got in a tree. | U K S C T |
| 4 | A fireman came with a | D R E D L A |

Majid and His Friends

1 Read and complete.

Complete each sentence with the letter of the correct option.

- Majid doesn't
 a have a shower b brush his teeth c eat his breakfast slowly
- Majid is always for school.
 a early b late c on time
- The dinosaurs weighed up to kilos.
 a 100,000 b 11 c 23
- Majid likes with his friends.
 a having dinner b playing football c eating bubblegum
- Majid's favourite food is
 a cake b bubblegum c fish

2 Read and sort.

Sort the letters in bold in each sentence to make a word.

Example: Majid **diser** his bike to school. rides

- Majid was **crasde** when he saw the film.
- He **tas** under his desk.
- He **desns** e-mails to his friends.
- Majid **seog** to bed at nine o'clock.
- Majid's favourite food is **shfi**.

3 Read and tick.

Decide if each sentence is True (T) or False (F). Put a tick (✓) in the correct box.

- | | | |
|---|--------------------------|--------------------------|
| | T | F |
| 1 | <input type="checkbox"/> | <input type="checkbox"/> |
| 2 | <input type="checkbox"/> | <input type="checkbox"/> |
| 3 | <input type="checkbox"/> | <input type="checkbox"/> |
| 4 | <input type="checkbox"/> | <input type="checkbox"/> |
| 5 | <input type="checkbox"/> | <input type="checkbox"/> |

Muscat Tom

1 Read and think.

For each item, shade in the bubble under the correct option.



- 1 Muscat Tom lives in Oman today.
- 2 Muscat Tom was a blue whale.
- 3 Finback whales can swim more than 30 kilometres per hour.
- 4 The male finback whale is bigger than the female.
- 5 The people of Muscat were happy when Muscat Tom went away.
- 6 The female whale helped Muscat Tom chase the sharks.

T	F
<input type="radio"/>	<input type="radio"/>
<input type="radio"/>	<input type="radio"/>
<input type="radio"/>	<input type="radio"/>
<input type="radio"/>	<input type="radio"/>
<input type="radio"/>	<input type="radio"/>
<input type="radio"/>	<input type="radio"/>

2 Read and complete.

Fill in each gap with a word from the box.

loved whale sharks chased sea years

Muscat Tom

Muscat Tom was a finback (1) He lived in the (2) near Muscat about two hundred (3) ago. The people of Muscat (4) Muscat Tom because he (5) and killed the (6)

3 Read and match.

Match the two halves of the sentences.

- 1 Muscat Tom lived
- 2 The sharks ate
- 3 The people were afraid of
- 4 Finback whales are not as large
- 5 The female whale helped

- a all the fish.
- b as blue whales.
- c Muscat Tom.
- d the sharks.
- e about 200 years ago.

How the Kangaroo Got Its Pouch

1 Read and think.

For each item, shade in the bubble next to the correct option.



1 The wombat was _____.

sad

happy

angry

2 The kangaroo said, 'Hold my _____'.

hand

tail

ear

3 The hunter was holding a _____.

boomerang

rock

stick

4 The kangaroo hid _____.

under a tree

in a cave

in a bush

5 The _____ gave the kangaroo an apron.

hunter

baby

wombat

2 Read and sort.

Decide who said these things in the story. Write 'K' next to things the kangaroo said, and a 'W' next to things the wombat said.

1 'That sounds like somebody crying.'

2 'I'm old and I'm blind and nobody wants me around.'

3 'Hold my tail and I'll take you to some delicious grass.'

4 'Run Wombat!'

5 'Tie this around your waist.'

3 Read and find.

Read the story again. List the regular and irregular past tense verbs under the correct heading.

Regular Past Tense Verbs	Irregular Past Tense Verbs
.....
.....
.....

The Bell of Atri

1 Read and complete.

Complete the text with one of the words from the box.

sent winter feed old town friend

The horse was a good (1) friend to the rich lord, but now he was (2) So the rich lord (3) the horse away because he cost too much to (4) The horse walked sadly through the (5) It was (6) weather.

2 Read and match.

Match the two parts of the sentences.

- 1 The people in the town
- 2 The tower was
- 3 The castle was
- 4 The horse pulled
- 5 The people ran
- 6 The rich lord was

- a very ashamed.
- b the bell rope.
- c to the tower.
- d had a rule.
- e outside the town.
- f on top of a hill

3 Complete.

Across

- 1 The time of year in the story.
- 2 Where the rich lord lives.
- 3 How the rich lord felt at the end of the story.
- 4 The bell was this for many years.
- 5 Horses like to eat this.

Down

The name of the country where the story happens

