


2A

# ENGLISH FOR ME

Classbook



2014-2015  
Ministry of Education  
Sultanate of Oman





H. M. Qaboos Bin Said, Sultan of Oman



# Welcome

## from the Minister of Education

Dear Pupils,

This Classbook and the accompanying Skills Book have been designed to develop your English Language skills. Throughout the year, you will learn more English vocabulary, capital letters, numbers and develop your reading and writing skills. You will also get opportunities to listen to English and practice speaking. Self-assessment and quizzes will give you a better understanding of your progress, unit by unit.

In addition to the Classbook, and the Skills Book, your teacher will be using colourful resource packs of posters, flashcards and games to help enhance your comprehension of the English language. Big Books and learning DVDs will also be used regularly by your teacher in class to help you to progress in learning the language.

The tasks are carefully designed to develop your skills in an interesting and motivating way. Most of the tasks are usually completed in class under the guidance and support of your English teacher. However, there may be times when you will be asked to do some work at home.

The colourful glossary at the back of this book can be used at home with your parents to help you practice new words. We are sure that the learning experience will be enjoyable and memorable for you and your classmates.

Have a good semester and remember to take good care of your books!

Madiha bint Ahmed Al Shaibaniyah  
Minister of Education

# English for Me

## Grade 2A ClassBook


### Preparation:

This material has been produced, designed and managed by a committee formed by the English Language Curriculum Section of the Department of Human Sciences Curriculum Development, Directorate General of Curriculum at the Ministry of Education.

Development









© Ministry of Education, Sultanate of Oman 1101V

All rights reserved.



My name is

\_\_\_\_\_

 <p>10 little circles</p>	 <p>little rectangles</p>	 <p>little squares</p>	 <p>little triangles</p>
 <p>big circles</p>	 <p>big rectangles</p>	 <p>big squares</p>	 <p>big triangles</p>



# Unit 1 English Again



Listen and speak.

Where is the car?

What colour is the sofa?

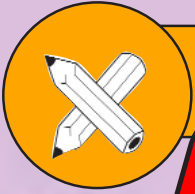


How many balls are there?

What's Sami wearing?







Read and write.



A is red.



Y is orange.



B and I are orange too!

1. Is W blue or purple? \_\_\_\_\_
2. Is X red or pink? \_\_\_\_\_
3. Are G and K brown or yellow? \_\_\_\_\_
4. Are E and Q orange or black? \_\_\_\_\_

C, N and R are pink.



# If You're Happy and You Know It





Sing.

Stamp your feet.

Nod your head.

Say Ha! Ha!

Clap your hands.





Count and draw.



6

10

9 7 5 3 2

11 8 4

12



15 16

13 14 17

18

19 20





Listen.

# Little Red Riding Hood







What big ears you've got, grandma!

All the better to hear you.



What big teeth you've got, grandma!

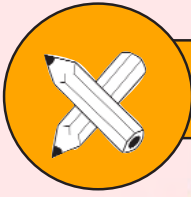
All the better to eat you!



Help!



17



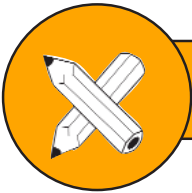
Cut and act.



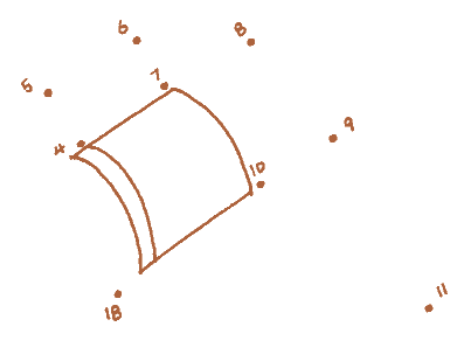
What big eyes  
you've got,  
grandma!



All the better  
to see you.



# Count and draw.







Speak



Where is the wolf?

on



in



behind



under





# Unit 2 My Friends



Sing



I'm Badr.

I'm Ronnie.

I'm Biff.

I'm Maryam.

I'm Sami.

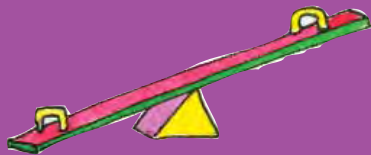
I'm Maha.

I'm Soot.

I'm Pat.

slide

roundabout



# The Park



I'm Vicky.

I'm Rob.

swings

I'm Sally.

I'm Paul.

see-saw



## Read and write.


roundabout  
see-saw

slide  
swings

1



2

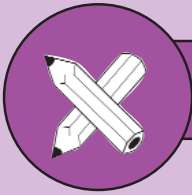


3



4





# Read and write.

boy	cat	green	blue	girl	boy
girl	blonde	black	brown	brown	brown
bear	brown	pink	brown	black	black



This is Rob.  
Rob is a boy.  
He's got blue eyes  
and blonde hair.



This is Ronnie.  
Ronnie is a \_\_\_\_\_.  
Ronnie's got \_\_\_\_\_ fur  
and \_\_\_\_\_ eyes.



This is Sally.  
Sally is a \_\_\_\_\_.  
She's got \_\_\_\_\_ eyes  
and \_\_\_\_\_ hair.



This is Pat.  
Pat is a \_\_\_\_\_.  
Pat's got a \_\_\_\_\_ tail  
and a \_\_\_\_\_ ribbon.



This is Maryam.  
Maryam is a \_\_\_\_\_.  
She's got \_\_\_\_\_ eyes  
and \_\_\_\_\_ hair.



This is Badr.  
Badr is a \_\_\_\_\_.  
He's got \_\_\_\_\_ eyes and  
\_\_\_\_\_ hair.



Listen and speak.

# a picnic

I've got three fish and some milk.

I've got some cake, six sandwiches, and some water.

I've got some honey, four bananas, and some jelly.



I've got some chocolate,  
an apple, and an orange.

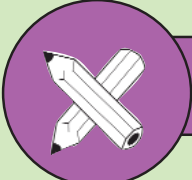
I've got an orange  
juice, some cheese,  
and some bread.

I've got seven dates,  
an ice cream,  
and a cola.

chocolate  
orange juice  
an ice cream  
cheese  
cake  
an apple  
a banana  
honey  
jelly  
milk  
an orange  
a tomato  
a potato  
a sandwich  
a cola  
dates  
fish



# Ask and answer.



# Read and write.

Yes, I have. or No, I haven't.

Have you got fish?

Yes, I have.

Have you got milk?

No.

Have you got a banana?

\_\_\_\_\_

Have you got a cola?




\_\_\_\_\_







# Listen and match the numbers.





Listen.

# Hide and Seek

OK. 1, 2, 3, 4, 5, 6, 7, 8, 9, 10. Coming!

2

Where's Rob?  
Is he on the roundabout?

Oh dear.

No, he isn't.

OK.  
I'm going to hide.  
Close your eyes  
everybody, and  
count to ten.

1

Where's Rob?  
Is he on the swings?

4

No, he isn't.

Oh dear.

3

Where's Rob? Is he  
behind the tree?

No, he isn't.

Oh dear.

Where's Rob?  
Is he under the beehive?

No, he isn't.

Oh dear.

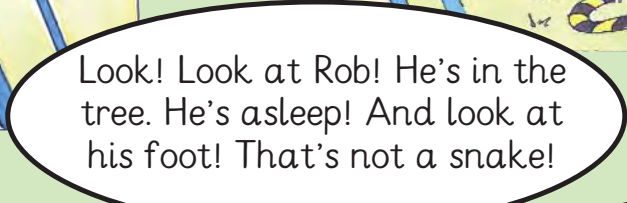

Where's Rob?  
Is he in the pond?

No, he isn't.

5

Oh dear.

6






# Unit 3 My Day

## Maha's Day

In the morning



Sing



I brush my teeth.



I eat breakfast.



I comb my hair.

I wash my face.





abc Read


In the afternoon



I eat lunch.



I have a shower.



I watch tv.

At night



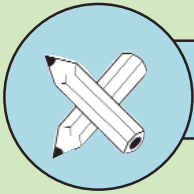
I eat dinner.



I brush my teeth.




I go to bed.




# Label the pictures.


morning    afternoon    night



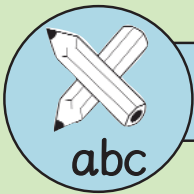
In the



In the



At



# Read and match.

abc

eat dinner **2**

go to bed **1**  c

have a shower **3**

eat breakfast **4**

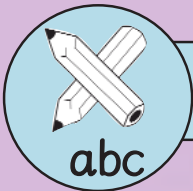
get up **5**

eat lunch **7**

watch tv **6**

brush my teeth **8**

go to school **9**



# Read and write.

# Sami's Day

I get up in the morning.

**a**

I go to bed at night.

**b**

I eat lunch in the afternoon.

**c**

I eat breakfast in the morning.

**d**

I watch tv in the afternoon.

**e**

I go to school in the morning.

**f**

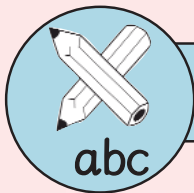
I eat dinner at night.

**g**

I pray in the morning, in the afternoon and at night.

**h**



# Read and write.

2 o'clock

7 o'clock

3 o'clock

8 o'clock

5 o'clock

11 o'clock

1



It's

2



It's

3



It's

4



It's

5



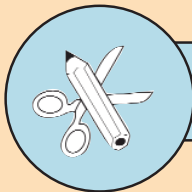
26 It's

6

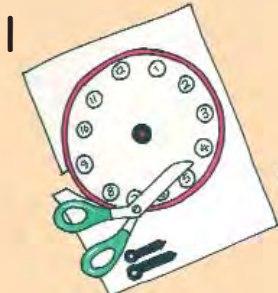


It's

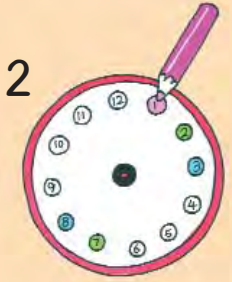




# Make a clock.



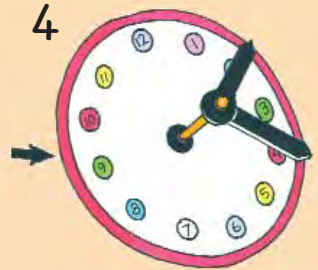
1 Cut out the clock.



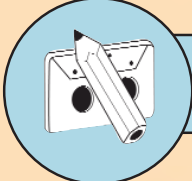
2 Colour the numbers.








3 Cut out the hands.

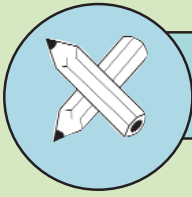


4 Fix the hands on the clock.



# Listen and draw.





Write the colours of the mice.





pink

\_\_\_\_\_

\_\_\_\_\_

\_\_\_\_\_

\_\_\_\_\_



\_\_\_\_\_

\_\_\_\_\_

\_\_\_\_\_

\_\_\_\_\_

\_\_\_\_\_

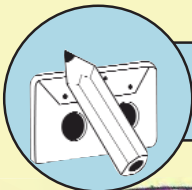
orange	red	blue	black	purple	yellow	white	green	brown



Sing

# Hickory Dickory Dock





Listen and write.

# Soot's Day



I get up at \_\_\_\_\_ o' clock



I eat breakfast at \_\_\_\_\_ o' clock



I eat lunch  
at \_\_\_\_\_ o' clock.



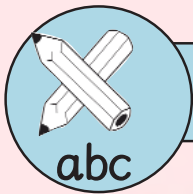
I watch tv  
at \_\_\_\_\_ o' clock.



I eat dinner at \_\_\_\_\_ o' clock.



I go to bed at \_\_\_\_\_ o' clock.



# Read and draw.

# Vicky's Day

1



She gets up at 8 o'clock.



2



She goes to school at 9 o'clock.



3



She eats lunch at 12 o'clock.



4




She goes to bed at 9 o'clock.






Make a book.




I get up at 7 o'clock.




I get up at 5 o'clock.

# My Day



1

Fold the two pieces of paper in half.



2

Put two holes in the middle.



3

Put the string through the holes. Tie the string together.



4

Draw a clock.



5

Make your book.



# Unit 4 School



Say the rhyme.

1 Look at the window

2 Put down your pencil

3 Point to the scissors.

4 Now sit down.

5 Point to the whiteboard.

6 Quickly look up.

7 Pick up your pencil.

8 Point to something red.

9 Touch something brown.

10 Hold your nose.

11 Touch your table.

12 Touch your shoe.

13

14

15

16

17

18

19

20

21

10

20

30

40

50



3

Point to the door.



4

Close your eyes.



5

Stand on your right.



10

Then look down.



11

Touch something white.



12

Touch your head.



16

Pick up your ruler,

17



Touch something blue.

Stand on your left leg



18

Put down your ruler



22

Touch your toes.



23

Touch the floor.



24


60

70


80

90


100



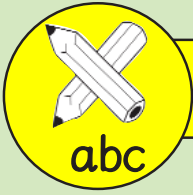
# Listen, read and speak.



# Speak.



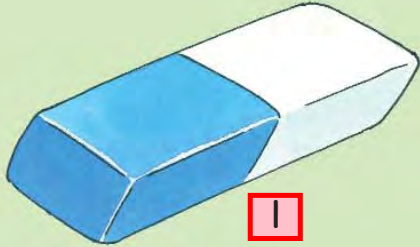




# Read and write.


a bag  
a pencil  
a ruler  
~~a rubber~~  
a pencil case

a chair  
a pen  
a book  
a table



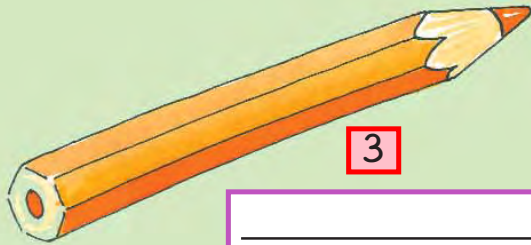
1

a rubber



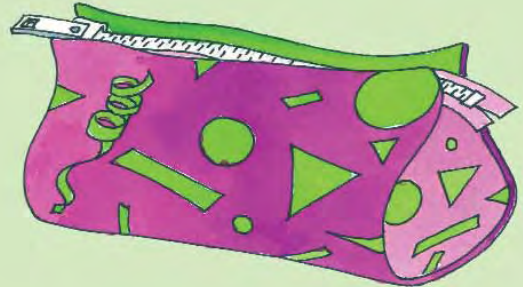
2

\_\_\_\_\_




3

\_\_\_\_\_



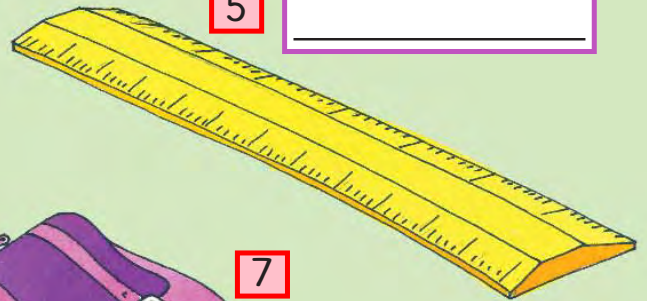
4

\_\_\_\_\_



6

\_\_\_\_\_



5

\_\_\_\_\_



7

\_\_\_\_\_



9

\_\_\_\_\_



8

\_\_\_\_\_

# Days of the Week

Saturday

Sunday

Monday



Sing and write.

\_\_\_\_\_ 's  
swimming day

\_\_\_\_\_ 's  
hopping day,

\_\_\_\_\_ 's  
singing day,


\_\_\_\_\_ 's  
clapping day,

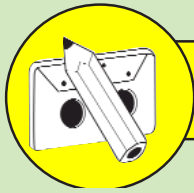
Tuesday

Wednesday

Thursday

Friday






Listen and write.

What subjects do you like?

	Sami 	Vicky 	Paul 	Maha 	Me	My Friend
Maths 						
English 						
Music 						
Arabic 						
Science 						
Arts 						
Sports 						
Islamic Studies 						



# Speak.



What's your favourite subject, Sami?



Sports!

What about you Maha? What's your favourite subject?

I think my favourite is Maths!



# Read and write.

## Vicky's Timetable



	1	2	3
Monday	Maths	_____	English
Tuesday	_____	Art	Science
Wednesday	Sports	_____	Music
Thursday	Art	_____	Maths
Friday	English	Maths	_____



## Sami's Timetable

	1	2	3
Saturday	Maths	Art	Islamic Studies
Sunday	Arabic	English	Science
Monday	Islamic Studies	Music	Maths
Tuesday	Arabic	Sport	English
Wednesday	Islamic Studies	Maths	Arabic

## Maha's Timetable

	1	2	3
Saturday	Maths	Science	Islamic Studies
Sunday	Arabic	English	Art
Monday	Islamic Studies	Maths	Arabic
Tuesday	Maths	Sport	English
Wednesday	Islamic Studies	Music	Arabic

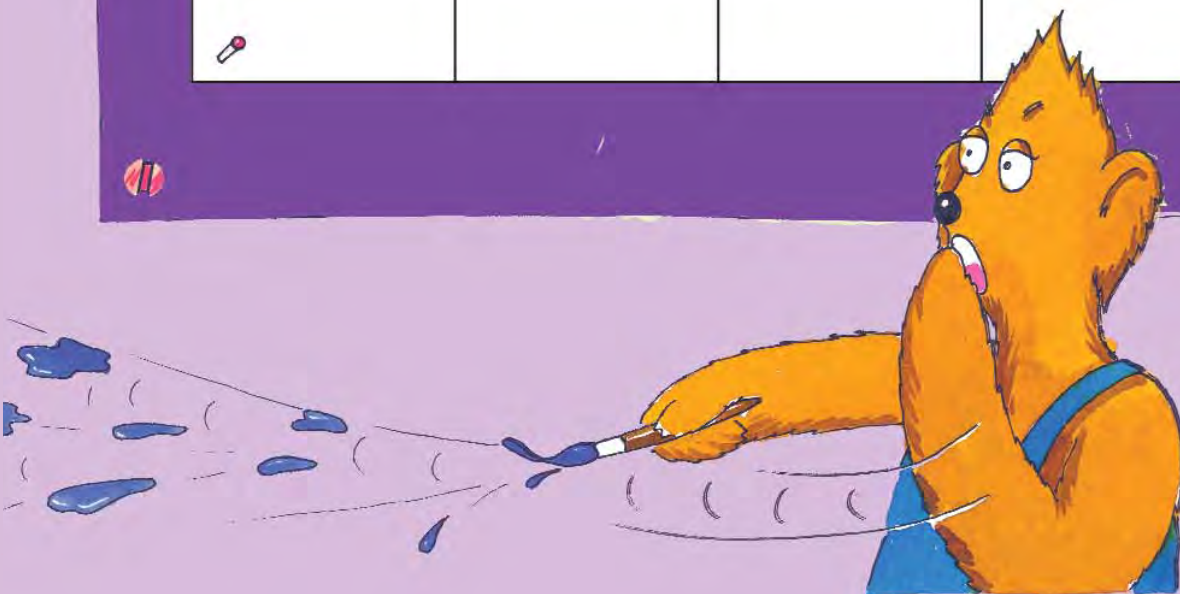




Write and speak.

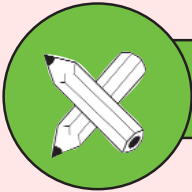
# My Timetable

	1	2	3






# Unit 5 Moving




Label the pictures.


Learning Centre  
Tuck Shop  
Classroom  
Playground




1



2

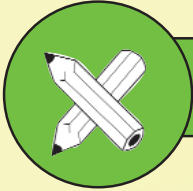


3




4





Write the numbers.



turn left



Start



go straight on


turn right



- 1 classroom
- 2 learning centre
- 3 Head's room
- 4 teacher's room
- 5 boy's toilets
- 6 girl's toilets



Count and write.



boats	cars	bikes	planes	trains	buses
	7				

# The Wheels on the Bus



Sing.



Label the pictures.

train  
plane

bike  
car

boat  
bus

1




2




3




4

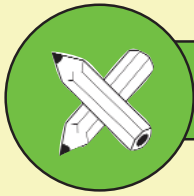



5




6






Label the pictures.

How do you come to school?


- car
- train
- plane
- bus
- foot
- bike

on \_\_\_\_\_.

by \_\_\_\_\_.



by \_\_\_\_\_.



by \_\_\_\_\_.



by \_\_\_\_\_.



by \_\_\_\_\_.



Say the Rhyme.

Look and Listen to Cross the Street.

Look and listen to cross the street.

Use eyes and ears, and then your feet!

Look left, look right, look left again.


If you see no cars, cross with your friend.




Speak.

Can you remember these stories?

1




2



3




4



5



6






## Write the colour words



1. a \_\_\_\_\_ flag      4. a \_\_\_\_\_ sea




2. a \_\_\_\_\_ boat      5. a \_\_\_\_\_ tree

3. a \_\_\_\_\_ sun      6. a \_\_\_\_\_ sail



Listen and say.


Where's Sinbad?







Say the Rhyme.




## *A Dark, Dark Rhyme*

On a dark, dark island



there's a dark, dark fort.

In the dark, dark fort



there's a dark, dark room.

In the dark, dark room




there's a dark, dark chest.

In the dark, dark chest



there's a dark, dark box.

In the dark, dark box  
there's a ...



... .. duck!



# Unit 6 Weather


windy cold raining hot




### Complete the sentences.

It's \_\_\_\_\_.

It's \_\_\_\_\_.



1




2

It's \_\_\_\_\_.



3



4

It's \_\_\_\_\_.



### Say the rhyme.

### The Pitter-Patter Rhyme

The rain comes pittering pattering down,

Plippetty, plippetty, plopp.

Hamad takes his horse to town,

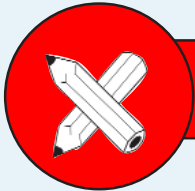
Clippetty, clippetty, clopp.

The rain comes pattering,

Horse goes clattering,

Clippetty, clippetty, clopp.





Label the pictures.



2 \_\_\_\_\_



3 \_\_\_\_\_



1 gloves \_\_\_\_\_



4 \_\_\_\_\_




5 \_\_\_\_\_



6 \_\_\_\_\_



7 \_\_\_\_\_



8 \_\_\_\_\_



9 \_\_\_\_\_



Say the rhyme.


# Incy Wincy Spider



Incy Wincy Spider  
Climbed the water spout.



Down came the rain  
And washed poor Incy out.



Out came the sun  
And dried up all the rain,





So Incy Wincy Spider  
Climbed the spout again.





Speak.





# Label the pictures.

## Where are the Clothes?



Oh good!  
It's hot and windy.  
Sami, put the washing  
on the line, please.

OK



Oh no! It's raining.  
Sami, take the washing  
off the line, please.

OK



Oh good!  
It's hot again.  
Sami, put the washing  
on the line, please.

OK



Oh no! I hear thunder!  
Sami, take the washing  
off the line, please.

Oh. I don't  
like thunder.

Be careful!

OK

Oh good! It's hot and windy again. Sami, put the washing on the line, please.



Sami, take the washing off the line, please.



Sami! Where are all the clothes?





Label the pictures.

socks  
a skirt  
shorts  
a dishdasha

a scarf  
a dress  
a t-shirt  
trousers



1 \_\_\_\_\_

2 \_\_\_\_\_



3 \_\_\_\_\_



4 \_\_\_\_\_

6 \_\_\_\_\_

5 \_\_\_\_\_



8 \_\_\_\_\_




7 \_\_\_\_\_





Speak.



Spring

Summer


Winter

Autumn





# Say the rhyme.



Snow on the green grass,  
Snow on the tree,  
Snow on the house top,  
But not on me.



# Listen and say.



In Summer, I pick dates.



In Winter, I throw snowballs.



In Summer, I eat ice cream.



In Spring, I look at the flowers in the park.



In Summer, I go to the beach and swim.



In Winter, I make a snowman.




In Winter, I fly my kite.




In Autumn, I run in the leaves.



In Winter, we ski.



Draw a poster.



Make a poster for the seasons in Oman!



# Little Red Riding Hood

## Read Along



1. This is a story about a little girl. Her name is Little Red Riding Hood. She lives with her mummy and daddy.



2. One day, her mummy says, 'Take this cake to grandma. But don't stop in the woods.'



3. Little Red Riding Hood goes to her grandma's house. In the woods, she stops and picks flowers for her grandma.



4. Suddenly, she sees a wolf hiding behind a tree. He says, 'Hello, little girl.' 'Hello,' says Little Red Riding Hood.



5. 'Where are you going?' asks the Wolf.  
'I'm going to my grandma's house.'  
'Oh! Where does she live?' asks the Wolf.



6. 'In that little house over there.'  
'Oh. That's nice. Goodbye!'  
'Goodbye,' says Little Red Riding Hood.



7. The Wolf runs to grandma's house.  
He knocks on the door.  
'Who's that?' asks Grandma.  
'It's me, Little Red Riding Hood,' says the Wolf.  
'Come in,' says Grandma.

8. The Wolf goes into the house.  
He tries to catch the old lady.  
She hides in the cupboard.



9. The Wolf puts on Grandma's clothes. He gets into bed. The wolf waits for Little Red Riding Hood. He's very hungry.

10. Little Red Riding Hood arrives at her grandma's house. She knocks on the door. 'Who's that?' says the Wolf. 'It's me,' Little Red Riding Hood. 'Come in,' says the Wolf.



11. Little Red Riding Hood walks to her grandma's bed.



12. Little Red Riding Hood looks at the Wolf in bed. 'What big eyes you've got, Grandma!' 'All the better to see you,' says the Wolf.



13. 'What big ears you've got, Grandma!' 'All the better to hear you,' says the Wolf.




14. 'What big teeth you've got, Grandma!' 'All the better to eat you!' says the Wolf.



15. The wolf jumps out of bed and chases Little Red Riding Hood. 'Help!' she cries.



16. Suddenly, Little Red Riding Hood's daddy comes into the house. He's carrying a big axe. The wolf sees the axe. He jumps out of the window and runs away screaming, 'Help!'




17. Little Red Riding Hood helps her grandma out of the cupboard. Little Red Riding Hood, her grandma, and her daddy are very happy.

# Sinbad's Story

## Read Along




One day Sinbad was reading a very old book.




A piece of paper with a drawing on it fell out of the book.



Sinbad picked up the piece of paper. It was a treasure map. He was very excited.



The map showed that the treasure was in a fort. The fort was on an island in the sea.



66 Sinbad ran to his boat.



He sailed his boat to the island.





7  
He followed the map and found the fort.




8  
Sinbad opened the door of the fort and saw a big chest.



9  
He opened the chest and found the treasure.



10  
Sinbad put all the treasure in a bag. He carried it back to his boat.



11  
He sailed his boat home.



12  
Sinbad had a big party to celebrate finding the treasure.

# Unit 1

# Glossary




a banana



a car



a chair



a circle



daddy



a dishdasha



a dress



a frog



grandma



a kite



Little Red Riding Hood



mummy



a rabbit



a rectangle



shorts



a square



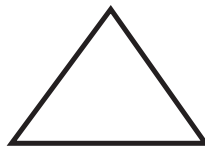
a t-shirt



a teddy bear



a tv



a triangle



a wolf

# Unit 2



Badr




black hair



blonde hair



brown hair



fat



Maryam



Pat



Rob



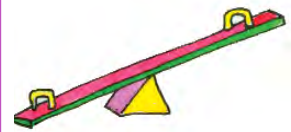
Ronnie



a roundabout




Sally



a see-saw




short




a slide



swings



tall




thin

## Unit 3




in the afternoon



brush my teeth



a clock



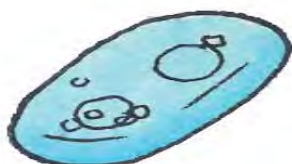
comb my hair



in the morning



at night



wash my face



a watch


# Unit 4



Arabic



Arts



a bag



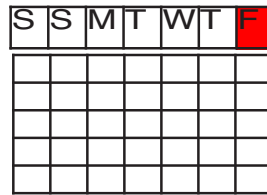
a book



a chair




English



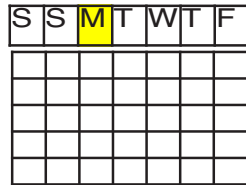
Friday



Islamic Studies



Maths



Monday



Music



a pen



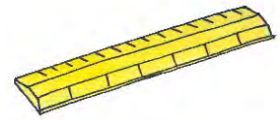
a pencil



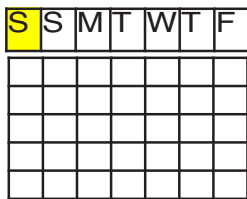
a pencil case



a rubber



a ruler



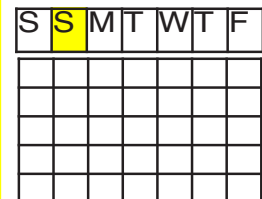
Saturday



Science



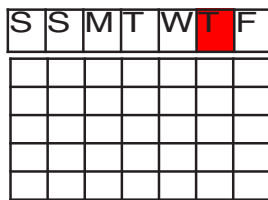
Sports



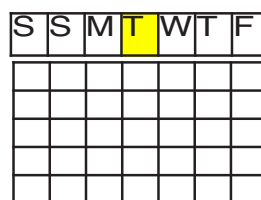
Sunday



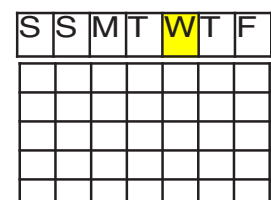
a table



Thursday



Tuesday



Wednesday

# Unit 5



a bike



a boat



a bus



a car



a fort




an island



a plane



a sail



sea



Sinbad the Sailor



stop



traffic lights



a train



treasure

# Unit 6



Autumn



boots



cloudy



a coat



cold



gloves



hot



rainy



sandals



shorts



snowy



Spring



Summer



sunglasses



sunny



a t-shirt



trousers



an umbrella



windy



Winter






cut



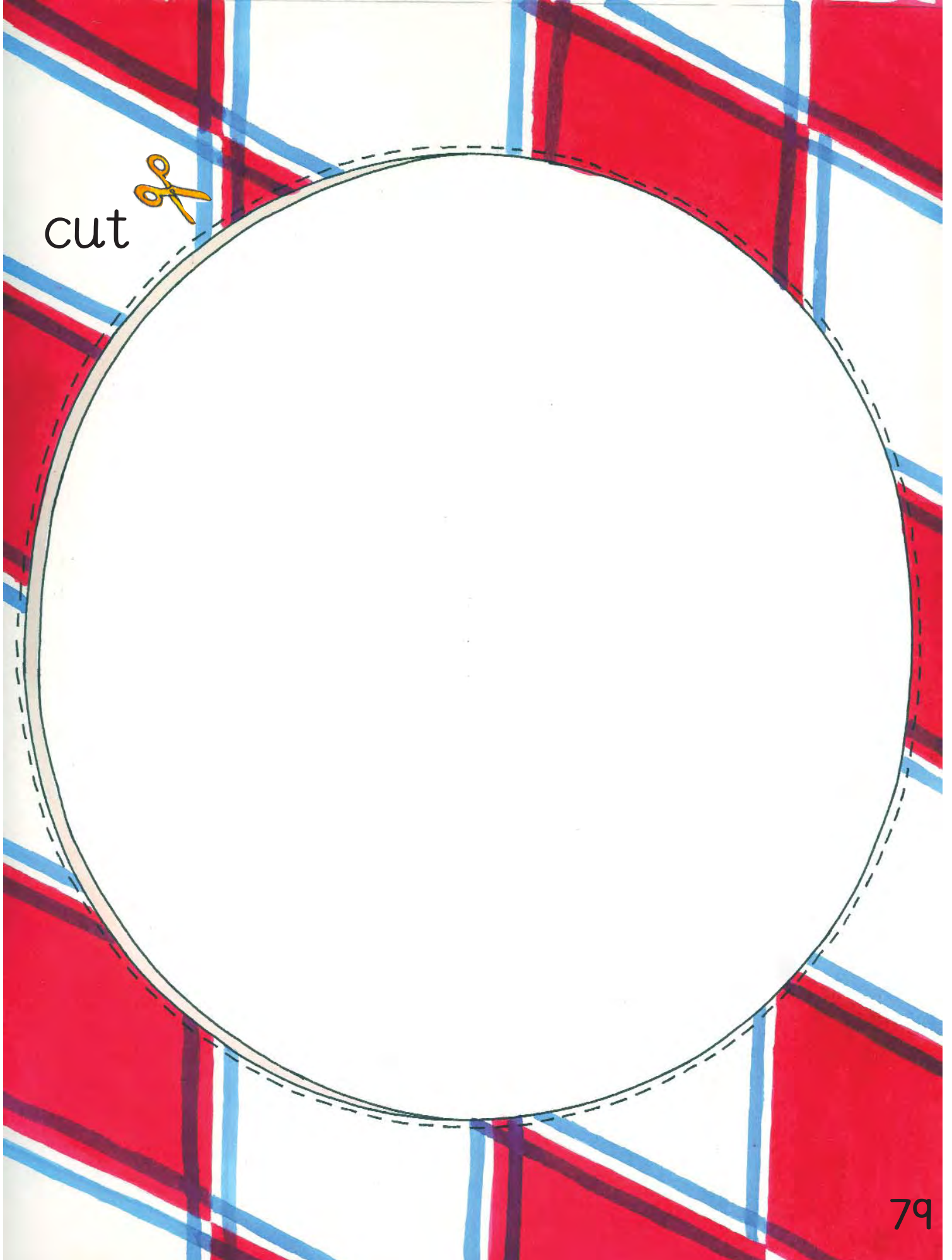


cut



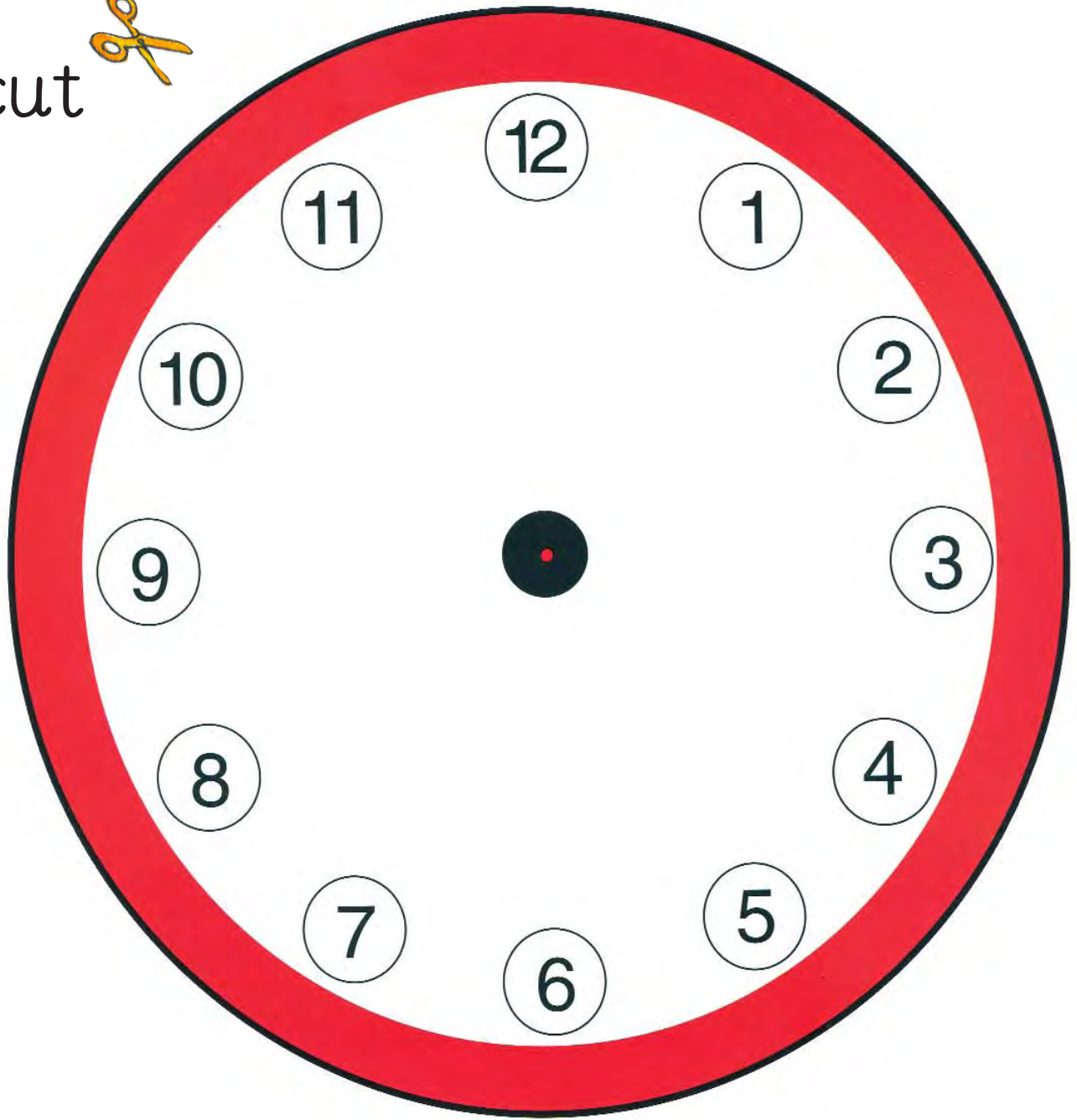


cut






cut 







cut







Look left, look right,  
look left again.  
If you see no cars  
cross the street  
with a friend!

